

**EAST LYME WATER AND SEWER COMMISSION
REGULAR MEETING AGENDA**

**Regular Meeting
East Lyme Town Hall
March 25, 2025
7:00 PM**

1. Call to Order
2. Approval of Minutes
 - a. Regular Meeting Minutes – February 25, 2025
3. Delegations
4. Correspondence Log
5. Billing Adjustments/Disputes
 - a. 1 in 10 Adjustments for Commission Discussion
 1. 2 Oak Street
 2. 17 Arbor Crossing
6. Approval of Bills
7. Finance Director Report
8. Project Updates
 - a. DEEP Mediation on Diversion Permit re Bride Brook Wells
9. Discussion and Possible Action Regarding a Request for an Extension of Sewer Capacity Allocation for Pelletier-Niantic CT. LLC at 200 Pennsylvania Ave
10. Discussion on Proposed FY26 Water and Sewer Budgets and Rates and Set Public Hearing
11. Discussion and Possible Action to Acquire a Loan from Sewer Assessment for a New Water Department Vehicle
12. Chairman's Report
13. Staff Updates
 - a. Water Department Monthly Report
 - b. Sewer Department Monthly Report
14. Future Agenda Items
 - a. Finance Subcommittee
 - b. Capital Projects Subcommittee
 - c. Building Security and Cyber Security Internal Audit
15. Adjournment

RECEIVED FOR RECORD
EAST LYME, CT
2025 MAR 18 P 2:45
CAUTION
TOWN CLERK

Water & Sewer Commission
February 18th, 2025, Meeting Minutes

RECEIVED FOR RECORD
EAST LYME, CT
2025 FEB 24 A 9:15

EAST LYME
WATER & SEWER COMMISSION

MAR 25 2025

AGENDA# 2a

Minutes of East Lyme Water and Sewer Commission Special Meeting - 02/18/25

Date and time: 02/18/25 7:00 PM to: 02/18/25 8:44 PM

Present: Brooke Stevens, Recording Secretary, Commission Members:, David B. Bond, Carol Russell, Roger L. Spencer, Dan Cunningham, Chairman, Ken Roberts, Lindsay Bollenbach, Absent:, David J. Murphy, David R. Zoller, Michelle Royce Williams

CC: Ben North, Municipal Utility Engineer, Ann Cicchiello, Deputy First Selectman, Joe Bragaw, Director of Public Works, Tracy Collins, Town Attorney

Location: East Lyme Town Hall, Upper Conf. Room, 108 Pennsylvania Ave., Niantic, CT, 06357

Topics


1. Call to Order

Note Chairman Cunningham called the February 18th, 2025, Special Meeting of the East Lyme Water & Sewer Commission to order at 7:00 p.m. and did roll call; a quorum was present.

2. Approval of Minutes

2-1. Regular Meeting Minutes of December 17th, 2024

Note see attached minutes.

 [Water-Sewer-December-17-2024-Minutes.pdf](#)

Decision MOTION (1)

Mr. Bond moved to approve the Meeting Minutes of December 17th, 2024, as submitted.

Mr. Spencer seconded the motion.


Motion carried, 5-0-0.

3. Delegations

Note There was none.

4. Correspondence Log


Note see attachment.

 [1559_001.pdf](#)

Note Mr. Cunningham briefly reviewed the attached correspondence log.

5. Discussion and Possible Action on Fluoride Dosing in Drinking Water

Note see attachment.


 [1560_001.pdf](#)

Note Mr. North discussed the ongoing issue of fluoride dosing in the community's water supply. He gave a brief overview, including communications with the Department of Public Health and legal counsel. Mr. North shared that the cost of fluoridation is approximately \$20,000 and he and the Commission discussed how the decision is not primarily financial, that they aim to follow scientific evidence but acknowledge the complexity of the issue and the need for expert as well as public input.

Note The Commission is considering whether to continue fluoridation or not, given recent studies and the fact that they are not legally required to fluoridate due to population size; Connecticut State Statutes require communities with populations of 20,000 or more to fluoride dose their water. The Commission discussed the possibility of setting up a public hearing to gather more input on the issue. Mr. Bond considered timing options, weighing the need to include seasonal residents in the discussion since our population doubles in the summer. He also noted that it would be beneficial to have expert speakers who are both in favor of and against dosing, as individuals from both sides feel strongly about their positions.

Note Mr. Roberts joined the meeting at 7:09 p.m.

Note Ms. Russell supplied a handout which gave an overview of the water fluoridation timeline from 2003 to 2018. See attachment.

 [1582_001.pdf](#)

Note Ms. Russell discussed her handout and detailed some of the following:
The EPA's maximum contaminant level for fluoride was 4.0 mg/L in 2003.
In 2015, the CDC recommended 0.7 mg/L for voluntary water fluoridation.
A 2018 court ruling ordered the EPA to reassess its maximum contaminant level goal for fluoride.
She thinks they should consider temporarily suspending water fluoridation due to concerns about potential health risks, particularly impacts on IQ, until more information is available.

Note The Commission discussed the need for public input before making a decision on fluoridation. They debated the merits of suspension versus maintaining current levels. The unique position of their water system, being close to the mandatory fluoridation threshold, was highlighted. The complexity of the issue and the presence of conflicting scientific evidence was also acknowledged.

Note Ms. Russell emphasized the importance of public input and moving forward in a more expeditious manner. She does not believe the Commission has the expertise to determine if a fluoride reduction is beneficial. She noted that they need a firm answer from the CDC regarding their recommendation. They can suspend dosing until that information is received, and it is very easy to both stop and restart the process.

Note Mr. North expressed his appreciation for Ms. Russell's synopsis and summary, noting that this issue has persisted for a long time. He mentioned his industry experience, observing changes from the 0.8 to 1.2 threshold and now to the 0.7 threshold. He sought to clarify that in the most recent case, which is the current focus, Judge Chen ordered the EPA to review the information. The data under review pertained to a 1.5 milligrams per liter dose rate, which the study acknowledged, but it did not consider the current residual of 0.7.

Note Mr. Spencer said he would like input from the customers actually consuming our water and Mr. Roberts concurred.

Note Mr. Bond stated that he has heard a lot about overdosing and inquired about the actions of other communities. Mr. North replied that he is unaware of any other community currently addressing this issue.

Note Mr. Cunningham said it's a practical consideration, sticking with the 0.7 level or stopping, but it won't be long before our population reaches 20,000. He thinks they should pursue the debate a little bit and delay the public hearing in the hope that summer residents will participate.

Note Ms. Russell again stressed the importance of getting updated information from the EPA and CDC.

Note MOTION (2)

Mr. Spencer moved to table the fluoride dosing in drinking water discussion until the May meeting and to discuss moving it forward to a public hearing at that time.

Mr. Roberts seconded the motion.

Note Ms. Bollenbach pointed out that the DPH made the recommendation to continue adding the fluoridation to the water, which is significant.

Note Ms. Russell added that the Department of Public Health, when we first communicated our concerns due to the ruling, said they were monitoring the situation. When they sent out their most recent comments encouraging us to continue water fluoridation, they did not reference the lawsuit or consider the serious unresolved issue regarding whether the 0.7 level may have adverse health effects that were not realized when it was set. She also noted that this court decision was significantly impacted by the National Toxicology Program's strong statement that at 1.5 milligrams per liter and above there is strong evidence of potential effects.

She visited the National Toxicology Program website and found that eight of nine high-quality studies examining cognitive or neurodevelopmental outcomes indicated problems. Additionally, 72 studies assessed the association between fluoride exposure and IQ in children; 19 of these were considered high-quality, and 18 of those reported an inverse association between estimated fluoride exposure and children's IQ. This report from the National Toxicology Program was a key factor in the judge's evaluation.

Note Ms. Russell suggested setting up a public hearing for May and Mr. Roberts said he doesn't think they're ready for the hearing yet. Mr. Bond noted the entire Commission should be here to set the public hearing date.


Decision MOTION (2) Vote:

Motion carried, 5-1-0.

Nay- Ms. Russell.

6. Discussion and Possible Action on Sewer Shed Line Revision re 32 West Lane

Note see attachment.

 [1562_001.pdf](#)

Note The Commission discussed a request to revise the sewer shed line for a property at 32 West Lane to allow more flexibility in constructing a single-family home. They debated the implications of moving the line and potential restrictions on future development.

Note Mr. North clarified that this request is for Lot #1 and Ms. Perry added that the owners of the other lots will also need to come before the Commission with the same request.

Note The Commission discussed the sewer shed line history, sewer assessments and connection requirements. Mr. North explained that this approval doesn't allow for increased development on this lot, and noted that these lots are already ticket holders, and factored in as part of our sewer capacity.

Note MOTION (3)

Mr. Bond moved to authorize the Water and Sewer Commission to allow the revision of the Commission's designated sewer shed line to follow the building line of the lot located at 32 West Lane, Niantic Connecticut for the sole purpose of construction of a single-family home on the lot. This revision in no way allows for an increase in dwellings on the property, it is simply meant to allow more flexibility in the construction of a single-family home on the property.
Mr. Spencer seconded the motion.

Note Ms. Russell asked for confirmation that it's limited to single-family home and Mr. North replied in the affirmative, noting that it's limited to how it's zoned.

Note Mr. North stated that he believes there is no detriment if this is granted. The Commission discussed how when they initially designated areas for sewers, they were not certain of the exact locations all the property lines. They drew the sewer shed line on a map and then transposed it, as a starting point, and now they are fine-tuning it based on more accurate information; in the grand scheme of things, this adjustment is necessary.


Decision MOTION (3) Vote:
Motion carried, 6-0-0.

7. Billing Adjustments/Disputes

Note There was none.

8. Approval of Bills

Note see attachment.


 [1563_001.pdf](#)

Decision MOTION (4)

Mr. Bond moved to approve the Tighe & Bond Inv. No. TB-1013919 in the amount of \$4,072.50.
Mr. Spencer seconded the motion.
Motion carried, 6-0-0.

9. Finance Director Report

Note Mr. Bragaw noted that Mr. Gervais could not be here this evening and supplied a Sewer Department Budget Sheet for the Commission's review, which he briefly discussed.

 [1583_001.pdf](#)

Note Mr. Bragaw reported a significant reduction in sewer costs paid to New London, an estimated \$658,000 this year, resulting in savings of \$323,000. This was attributed to decreased flows from East Lyme. He proposed using the savings to pay off a \$325,000 loan and allocate remaining funds to capital costs. This would help address the lack of depreciation in the budget and allow for future capacity improvements.

Note Mr. Bragaw's discussion with the Commission covered the current Tri-Town sewer agreement, including East Lyme's 15% responsibility for capital costs at the New London plant. The agreement is a 20-year deal with 5-year renewal periods.

10. Project Updates

10-1. DEEP Mediation on Diversion Permit re Bride Brook Wells

Note Mr. North reported on meetings with DEEP regarding water diversion from Bride Lake area wells. They discussed efforts to mitigate environmental impacts on alewife runs while maintaining necessary water supply. He noted that DEEP is happy that the town is taking a proactive approach.

11. Chairman's Report


Note Mr. Cunningham stated that he had a meeting with New London today, which he believed went very well, as they sought cooperation in discussing potential future sewer capacity. He thinks the outcome of the meeting was a decision to work on a two-pronged approach: negotiating with the State of Connecticut in the short term and exploring the requirements to increase their plant size in the long term. It was noted that technology has changed, and they appear to have the land capacity to expand.

The central issue discussed was that sewer capacity is a regional concern and a significant barrier to development in the affected towns, including Waterford, East Lyme, and New London. Addressing this problem in the long term could resolve many related issues, such as housing and optimal use of downtown structures, which require adequate sewer capacity. They have emphasized the importance of strategic planning in finance, water, sewer, and other areas, and these ideas need to be applied to increasing sewer capacity. The discussion was productive, and they plan to meet again to continue making progress.

12. Staff Updates

12-1. Water Department Monthly Report

Note see attachment.


 [1564_001.pdf](#)

Note Mr. Bragaw and Mr. North discussed how water production is down 18% from previous years and 22% from typical production. This reduction is attributed to system improvements, proactive leak detection, and smart metering. Despite lower production, billing remains consistent, indicating improved efficiency and conservation efforts.

The town is transitioning to a new financial software, Munis, which will enable online bill viewing and payment. This system aims to streamline billing processes, reduce foot traffic, and improve collection rates. The water department is considering absorbing credit card fees to encourage electronic payments.

12-2. Sewer Department Monthly Report

Note see attachment.

 [1565_001.pdf](#)

Note Ms. Russell asked about the use of sewer meters to identify problems in the system and concerns were raised about fairness of sewer billing based on water usage. A suggestion was made to measure at pump stations for a better understanding of problem areas. The high cost of meters (\$5,000 for train-to-time radar meter) noted as a potential barrier for identifying problems.

13. Future Agenda Items

Note Mr. Cunningham noted the future agenda items and Mr. North briefly mentioned the Cybersecurity audit. Both positive aspects and areas for improvement were identified which he will detail at a future meeting.

Note Mr. North and Mr. Bragaw also mentioned the plan to introduce rates at the March meeting, shifting from fall, to align with the April budget. They discussed developing an irrigation rate structure to promote conservation, as per the DEEP cooperative agreement. Mr. Bragaw said it would likely be a voluntary system with separate meters for irrigation, higher water charges but no sewer charges. The Commission discussed the challenges with implementation as well as the potential costs to customers.

13-1. Sewer Capacity Subcommittee

13-2. Finance Subcommittee

13-3. Capital Projects Subcommittee

13-4. Building Security and Cyber Security internal Audit

14. Adjournment

Decision MOTION (5)

Mr. Spencer moved to adjourn the February 18th, 2025, Water & Sewer Commission Meeting at 8:43 p.m.

Mr. Bond seconded the motion.

Motion carried, 6-0-0.

Note Respectfully submitted,

Brooke Stevens,

Recording Secretary

EAST LYME WATER DEPARTMENT

1 IN 10 WATER LEAK ADJUSTMENT APPLICATION



Date of Request NOVEMBER 12 2024
 Property Owner ARCOVIO **RESIDENTIAL (up to 3 units/meter)**
 Daytime Phone # 704-724-3256
 Property Address 17 ARBOR CROSSING
 Email Address WINELOVERS150@hotmail.com
 Type of Property SINGLE family Single Family/Multi-family/Duplex

REASON THE CUSTOMER IS REQUESTING AN ADJUSTMENT *

SEE ATTACHED

RECEIVED

NOV 12 2024

* Be as detailed as possible as to the reason of the request

ELWS

Have you provided written proof that the excessive water use has been corrected? YES (yes/no)
 Have you been given a leak adjustment to your water bill over the last 10 years? NO (yes/no)
 Has there been a change of use of the property during the disputed bill period? NO (yes/no)
 Has there been an increase in occupants at the disputed bill address? NO (yes/no)

ANY ADDITIONAL INFORMATION

By signing this application below, I am certifying that all of the information that I have provided is true, that I am the owner of the property and that I have read the East Lyme Water Department's Bill Dispute Resolution policy.

Leyla Arcovio
 Signature

11.12.2024
 Date

If you have any questions on how to fill out this application, please contact the Water Department at (860) 691-4104.

STAFF USE

Decision (Approve/Deny) _____ Staff Member _____ Date _____

EAST LYME
 WATER & SEWER COMMISSION

MAR 25 2025

Reason

AGENDA# 5a

UPON RECEIVING A "CONTINUOUS WATER CONSUMPTION" POSTCARD FROM YOUR DEPARTMENT WE WALKED AROUND THE HOUSE AND IDENTIFIED THE SOURCE OF THE PROBLEM WITH THE IRRIGATION SYSTEM. WE THEN PROCEED TO SHUT THE SYSTEM OFF. ON THE FIRST BUSINESS DAY AFTER RECEIVING THE NOTE FROM YOUR DEPARTMENT, WE CONTACTED MAXUM IRRIGATION COMPANY WHO DID THE INSTALLATION AND MAINTENANCE OF OUR SYSTEM. THEY IMMEDIATELY CAME OUT TO OUR RESIDENCE AND AFTER CHECKING ALL POSSIBLE SCENARIOS ARRIVED TO THE CONCLUSION THAT ONE OF THEIR EMPLOYEES HAD LEFT ONE OF THE VALVES IN THE CONTROL BOX OPEN CAUSING WATER TO CONTINUE FLOWING FOR DAYS UNTIL WE RECEIVED YOUR NOTE ALERTING US OF A PROBLEM.

WE THANK YOU FOR MAKING US AWARE THAT THERE WAS A PROBLEM DEMANDING OUR IMMEDIATE ATTENTION AND ASK THAT AFTER REVIEWING OUR CASE YOU WILL FIND THAT THE CAUSES FOR ASKING AN ADJUSTMENT MERIT A FAVORABLE OUTCOME.

ATTACHED PLEASE FIND A LETTER FROM MAXUM IRRIGATION EXPLAINING THE CIRCUMSTANCES FOR A SPIKE IN OUR WATER USAGE IN JUNE 2024.

Leyla & Andrew Aronow



**368 Boston Post Road, Waterford, CT 06385
(860) 525-7000**

www.maxumirrigation.com

P1 LIC # 0286816



To whom it may concern,

Our customer, Leyla Arcovio, contacted us on June 26th, 2024 stating that there might have been a leak. Our technician went out on July 3rd, 2024, stating that he closed a valve and repaired the issue during this visit.

If you have any questions, please do not hesitate to contact us at 860-525-7000.

Sincerely,

Kaitlyn Gada

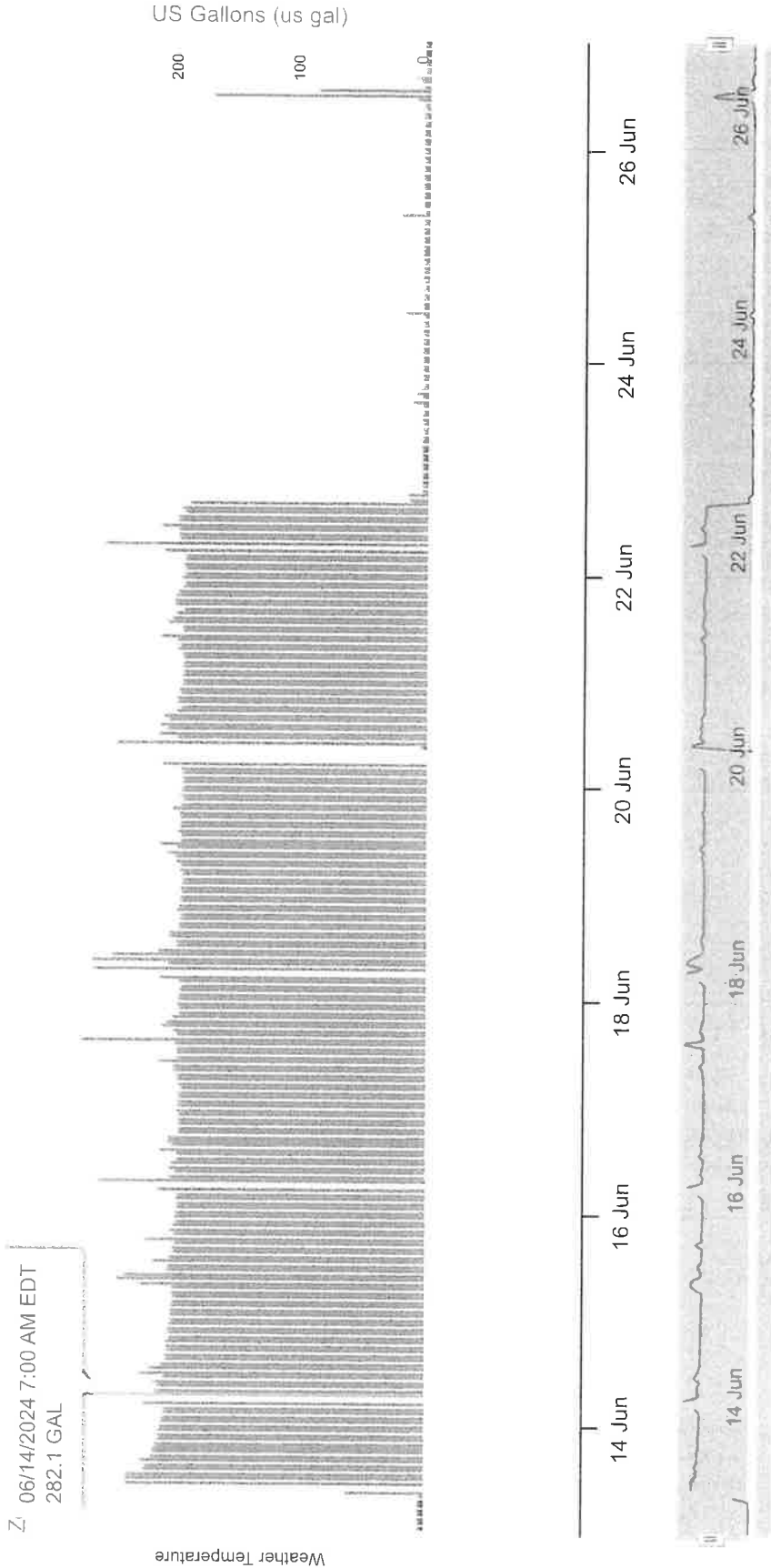
Kaitlyn Gada,
Director of Operations

Usage Report

Date Range Detail Level - All Intervals
06/13/2024 12:00 AM EDT to 06/26/2024 11:59 PM EDT
50138.7 US Gallons (us gal)
min: 0 max: 285.5 avg: 140.797

Customer Name:
Address: 17 ARBOR CROSSING Niantic, CT
Account ID: 8929020-0
Device ID: 87623422
Utility Device ID: 87623422
Radio ID: C95437356
Date Range: 2024-06-13 to 2024-06-26

Consumption Graph



EAST LYME WATER DEPARTMENT

1 IN 10 WATER LEAK ADJUSTMENT APPLICATION



Date of Request 3-1-25

Property Owner Michael Nesta **RESIDENTIAL (up to 3 units/meter)**

Daytime Phone # 860-841-1025

Property Address 2 Oak St

Email Address MNesta@ebciences.com

Type of Property Single family Single Family/Multi-family/Duplex

REASON THE CUSTOMER IS REQUESTING AN ADJUSTMENT *

Outdoor Sprinkler drain Valve was leaking for an indeterminate
period of time

Corrective Action: Replaced Valve

* Be as detailed as possible as to the reason of the request

Have you provided written proof that the excessive water use has been corrected? (yes/no) above

Have you been given an leak adjustment to your water bill over the last 10 years? No (yes/no)

Has there been a change of use of the property during the disputed bill period? No (yes/no)

Has there been an increase in occupants at the disputed bill address? No (yes/no)

ANY ADDITIONAL INFORMATION

By signing this application below, I am certifying that all of the information that I have provided is true, that I am the owner of the property and that I have read the East Lyme Water Department's Bill Dispute Resolution policy.

[Signature] 3/10/25

Signature Date

If you have any questions on how to fill out this application, please contact the Water Department at (860) 691-4104.

STAFF USE

Decision (Approve/Deny) Staff Member Date

Reason

Range of Accounts: 389500-0 to 389500-0 Status: Both
 Range of Dates: First to 06/30/25 Service Type: All Reading Type Includes:
 Range of Years: First to Last Name to Print: Bill To Standard: Y Final: Y Prorated Final: Y
 Range of Periods: First to Last Location to Print: Property Reset: Y Interim: Y Consumption: Y
 Range of Cycles: First to Last Minimum Usage: -9999999999 Max Usage: 9999999999
 Range of Acct Types: First to Last Range of City Ids: First to Last Estimate Flag Includes:
 Range of Sections: First to Last Range of Bill Group Ids: First to Last Actual: Y Estimate: Y Customer Reads: Y
 Read: Y Do Not Read: Y Retired: Y

Account Id	Location	Units	Code	Year	Prd	Date	Type	Est	Readings	Usage	Roll	Ref
Type	Section Name							Flag			Flag	Num
	Cycle	Meter Num	Mult	Size	Book	Page						
	Bill Group											

389500-0	2 OAK STREET	1.00 W01 Water/Sewer Standard Meter: 2 Meter Group: 1 Status: Read													
RES	NESTA LAURA	1.00 SAF Meter Num: B87623427 Serial Num: 87623427													
W: 1	B87623427	1	10	FLEX									190606	111392	21250
	B53580219	1	10	12	6620	2025	1	10/10/24	S	79214	24508	20750			
						2024	2	04/11/24	S	54706	54706	19853			
						2024	1	10/17/23	S	0	0	18806			
						2024	1	06/05/23	R						
										190606					

Water/Sewer Standard Meter: 1 Meter Group: 1 Status: Retired												
Meter Num: B53580219 Serial Num: 61192902												
						2024	1	06/05/23	I	2243315	26315	18806
						2023	2	03/15/23	S	2217000	24000	17952
						2023	1	09/13/22	S	2193000	66000	16384
						2022	2	03/22/22	S	2127000	33000	14397
						2022	1	09/09/21	S	2094000	61000	13093
						2021	2	03/12/21	S	2033000	32000	12538
						2021	1	09/14/20	S	2001000	51000	11974
						2020	2	03/16/20	S	1950000	26000	11157
						2020	1	09/05/19	S	1924000	64000	10759
						2019	2	02/20/19	S	1860000	27000	10302
						2019	1	08/31/18	S	1833000	73000	9864
						2018	2	03/06/18	S	1760000	42000	9503
						2018	1	08/23/17	S	1718000	56000	8981
						2017	2	03/13/17	S	1662000	85000	8621
						2017	1	08/17/16	S	1577000	74000	8219
						2016	2	02/16/16	S	1503000	45000	7949
						2016	1	08/26/15	S	1458000	71000	7724
						2015	2	04/07/15	S	1387000	39000	7502
						2015	1	09/12/14	S	1348000	63000	7161
						2014	2	03/28/14	S	1285000	55000	6838
						2014	1	09/16/13	S	1230000	69000	6520
						2013	2	03/21/13	S	1161000	58000	6220
						2013	1	08/23/12	S	1103000	66000	5926
						2012	2	03/16/12	S	1037000	41000	5681
						2012	1	09/27/11	S	996000	98000	5458
						2011	2	03/04/11	S	898000	40000	5210
						2011	1	09/30/10	S	858000	5000	5007
						2011	1	09/21/10	S	853000	147000	4981
						2010	2	03/17/10	S	706000	68000	4710
						2010	1	09/03/09	S	638000	84000	4481
						2009	2	03/12/09	S	554000	47000	4225

Range: 389500-0 to 389500-0
 Year: First to Last
 Period: 1 to 12
 Date: First to 06/30/25
 Cycle: First to Last
 Section: First to Last
 Print Service Debit/Credit Only:
 Include Service Type: Water: Y Sewer: Y

Account Type: First to Last
 Include Prior Year/Prd in Bal: Y
 Include Zero Bal: Y
 Exclude Non-NSF Reversed Payments: N
 Status: Active/Inactive

Order By: Date
 Report Type: Detail
 Print Block/Lot/Qual: N
 Name to Print: Bill To
 Location to Print: Property

* Overpayment amount applied to periods outside the range is not displayed

Account Id	Type	Section	Property Location	Bill To Name	Address	Code Meth	Check No	Description	Apply To	Principal	Penalty	Balance
389500-0	RES		2 OAK STREET	NESTA LAURA	2 OAK STREET			NIANTIC CT		06357		
				Water: 1								
03/06/25	Penalty	25	1 Water					MARCH PENALTY		0.00	5.65	532.63
02/28/25	Payment	25	1 Water		W01 CK 2011					429.48-	60.50-	526.98
02/28/25	Payment	24	2 Water		W01 CK 2011					9.87-	0.15-	1,016.96
02/26/25	Bill	25	2 Water		NPF Adjusted			NON-PAYMENT NOV 24		150.00		1,026.98
02/04/25	Penalty	25	1 Water					FEBRUARY PENALTY		0.00	12.10	876.98
02/04/25	Penalty	25	1 Water					February Penalty		0.00	12.10	864.88
01/03/25	Penalty	25	1 Water					JANUARY PENALTY		0.00	12.10	852.78
12/05/24	Penalty	25	1 Water					DECEMBER PENALTY		0.00	12.10	840.68
12/05/24	Penalty	25	1 Water					NOVEMBER PENALTY		0.00	12.10	828.58
11/01/24	Bill	25	1 Water		MFW					18.00		816.48
11/01/24	Bill	25	1 Water		W01			87623427		788.46		798.48
09/05/24	Penalty	24	2 Water					SEPTEMBER PENALTY		0.00	0.15	10.02
07/18/24	Payment	24	2 Water		W01 CR			MC64317		209.77-	9.87-	9.87
07/18/24	Payment	24	1 Water		W01 CR			MC64317		24.72-	0.74-	229.51
07/08/24	Penalty	24	2 Water					JULY INTEREST		0.00	3.29	254.97
06/06/24	Penalty	24	2 Water					JUNE INTEREST		0.00	3.29	251.68
06/06/24	Penalty	24	2 Water					MAY INTEREST		0.00	3.29	248.39
05/01/24	Adjust	24	2 Water		MD1					0.58-	0.00	245.10
05/01/24	Bill	24	2 Water		MFW					18.00		245.68
05/01/24	Bill	24	2 Water		W01			87623427		202.22		227.68
03/04/24	Penalty	24	1 Water					MARCH INTEREST		0.00	0.37	25.46
02/07/24	Penalty	24	1 Water					RECALC PENALTY		0.00	0.37	25.09
02/07/24	Penalty	24	1 Water					FEBRUARY INTEREST		0.00	8.24	24.72
02/07/24	Penalty	24	1 Water					FEBRUARY INTEREST		0.00	8.24	16.48
02/05/24	Payment	24	1 Water		W01 CR			VI29312		524.60-	24.72-	8.24
02/05/24	Penalty	24	1 Water					PAID BEFORE PENALTY		0.00	16.48-	557.56
01/05/24	Penalty	24	1 Water					JANUARY INTEREST		0.00	8.24	574.04
12/08/23	Penalty	24	1 Water					DECEMBER INTEREST		0.00	8.24	565.80
12/08/23	Penalty	24	1 Water					NOVEMBER INTEREST		0.00	8.24	557.56
11/01/23	Bill	24	1 Water		MFW					15.00		549.32
11/01/23	Bill	24	1 Water		W01			87623427		537.38		534.32
10/24/23	Appl Ovr	24	1 Water		WS7 CR			FR Water 07/17/23		3.06-	0.00	3.06-
07/17/23	Payment	23	2 Water		W01 CR			VI06128		202.63-	6.09-	3.06-
07/17/23	Overpayment		Water		WOV CR			VI06128		3.06-	0.00	205.66
07/10/23	Penalty	23	2 Water					JULY INTEREST		0.00	2.03	208.72
06/07/23	Penalty	23	2 Water					JUNE INTEREST		0.00	2.03	206.69
06/07/23	Penalty	23	2 Water					MAY INTEREST		0.00	2.03	204.66
05/01/23	Adjust	23	2 Water		W10			MINIMUM BILL ADJUSTM		5.00-	0.00	202.63


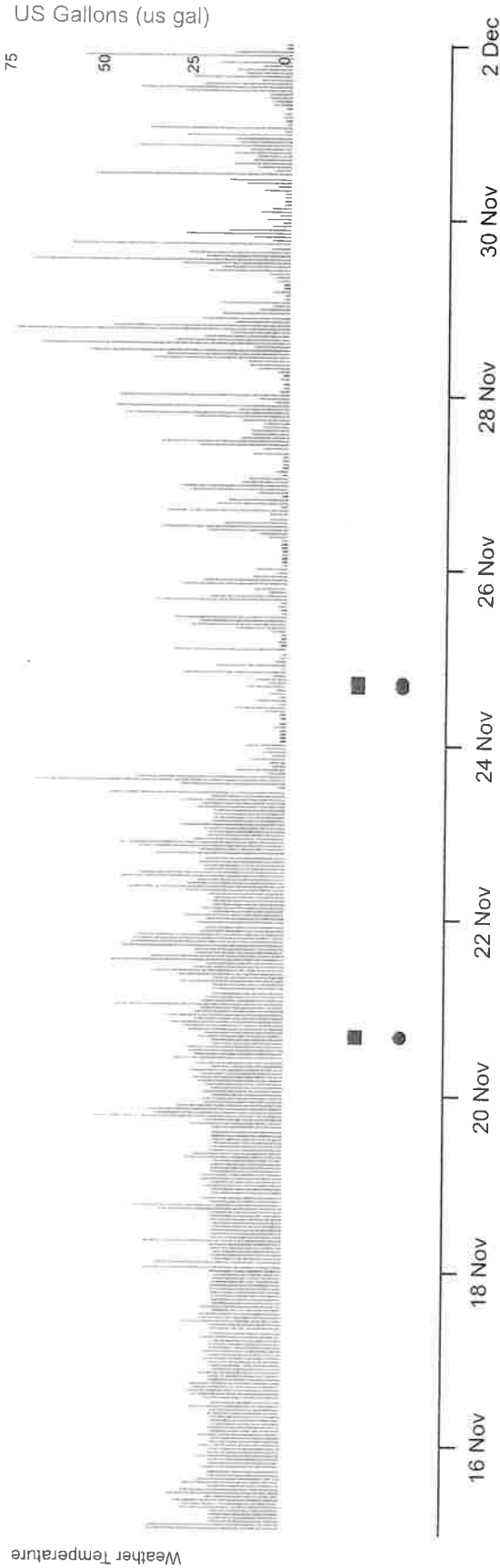
Usage Report

Date Range Detail Level - All Intervals
11/15/2024 12:00 AM EST to 12/01/2024 11:59 PM EST
7804.4 US Gallons (us gal)
min: 0 max: 76 avg: 19.128

Customer Name:
Address: 2 OAK STREET Niantic, CT
Account ID: 389500-0
Device ID: 87623427
Utility Device ID: 87623427
Radio ID: C95433316
Date Range: 2024-11-15 to 2024-12-01

Consumption Graph

Zoom 12h 1d All



ATTACHMENT A
APPROVAL OF BILLS

EAST LYME WATER & SEWER COMMISSION

MARCH 25, 2025

- 1. Water Supply Plan Update**
 - a. Tighe & Bond Inv. No. TB-1015621 \$ 2,086.25

EAST LYME
WATER & SEWER COMMISSION

MAR 25 2025

AGENDA# 6

Tighe & Bond

Please Remit Payment to:

Tighe & Bond, Inc. 53 Southampton Road Westfield, MA 01085-5308

Attention: Ben North
Town of East Lyme
108 Pennsylvania Ave
Niantic, CT 06357
United States

Invoice : TB-1015621
Invoice Date : 3/12/2025
Project : 1406100035
Project Name : EASTLYME-Water Supply Plan
 Update

For Professional Services Rendered Through 3/1/2025

Your Project : PO# 251951

Email Invoice to: bnorth@eltownhall.com

Services rendered in accordance with Agreement dated August 25, 2023.

		<u>Billings</u>				
		<u>Fee</u>	<u>Available</u>	<u>To Date</u>	<u>Previous</u>	<u>Current</u>
01 - Hourly + Expense Fees		45,000.00	32,630.00	14,456.25	12,370.00	2,086.25
<i>Rate Labor</i>	2,086.25					
					Current Billings	<u>2,086.25</u>
					Amount Due This Bill	<u><u>2,086.25</u></u>

Total Fee : 45,000.00
To Date Billings : 14,456.25
Total Remaining : 30,543.75

Outstanding Receivables	<u>Invoice Number</u>	<u>Date</u>	<u>Amount</u>	<u>Balance Due</u>
	TB-1013919	2/4/2025	4,072.50	<u>4,072.50</u>
				<u>4,072.50</u>

01 - East Lyme Water Supply Plan

Rate Labor

<u>Class</u>	<u>Hours</u>	<u>Rate</u>	<u>Amount</u>
Senior Engineer 2	1.00	215.00	215.00
Senior GIS Analyst 1	1.25	165.00	206.25
Senior Project Manager	3.00	255.00	765.00
Staff Engineer 1	7.50	120.00	900.00
Total Rate Labor			2,086.25

Total Bill Task: 01 - East Lyme Water Supply Plan

2,086.25

Total Project: 1406100035 - EASTLYME-Water Supply Plan Update

2,086.25

Town of East Lyme, CT

YEAR-TO-DATE BUDGET REPORT



FOR 2025 09

	ORIGINAL APPROP	TRANSFRS/ADJUSTMTS	REVISED BUDGET	YTD ACTUAL	ENC/REQ	AVAILABLE BUDGET	PCT USE/COL
2851000 WATER OPERATIONS							
46101 INTEREST INCOME							
2851000 46101 INTINCOME	-70,000	0	-70,000	.00	.00	-70,000.00	.0%
48991 MISCELLANEOUS REVENUE							
2851000 48991 MISCREV	0	0	0	-5,267.25	.00	5,267.25	100.0%
48996 MISC FEES							
2851000 48996 MISC FEES	-35,000	0	-35,000	-3,712.49	.00	-31,287.51	10.6%
49550 USE OF RESERVES							
2851000 49550 USE RESERV	-25,962	0	-25,962	.00	.00	-25,962.00	.0%
49600 METERED SEWER SERVICE							
2851000 49600 WTR SERV	0	0	0	-200,883.79	.00	200,883.79	100.0%
49601 METERED WATER SERVICE							
2851000 49601 WAT SERV	-4,079,577	0	-4,079,577	-2,219,074.82	.00	-1,860,502.18	54.4%
49602 DELINQUENT INTEREST							
2851000 49602 DELINQ INT	-30,000	0	-30,000	-24,448.14	.00	-5,551.86	81.5%
49603 BENEFIT CHARGES							
2851000 49603 BEN CHARGE	-7,500	0	-7,500	-3,500.00	.00	-4,000.00	46.7%
49604 ASSESSMENT CHARGES							
2851000 49604 ASSMT CHG	-15,000	0	-15,000	-2,000.00	.00	-13,000.00	13.3%

WATER & SEWER COMMISSION

MAR 25 2025

AGENDA# 7

Town of East Lyme, CT


YEAR-TO-DATE BUDGET REPORT



FOR 2025 09

	ORIGINAL APPROP	TRANSFERS/ADJUSTMTS	REVISED BUDGET	YTD ACTUAL	ENC/REQ	AVAILABLE BUDGET	PCT USE/COL
49605 CONNECTION CHARGES							
2851000 49605 CON CHARGE	-45,000	0	-45,000	-18,877.50	.00	-26,122.50	42.0%
49606 SEWER PORTION OF METERS							
2851000 49606 SW POR MET	-80,500	0	-80,500	-80,500.00	.00	.00	100.0%
49607 SALE OF METERS/ HYDRANTS							
2851000 49607 SALE ME/HY	-5,000	0	-5,000	-833.36	.00	-4,166.64	16.7%
49608 PRIVATE HYDRANT FEES							
2851000 49608 PRI HYD FE	-72,300	0	-72,300	-61,713.24	.00	-10,586.76	85.4%
49609 TOWN FIRE HYDRANT PROTECTION							
2851000 49609 TWN FIR HY	-69,410	0	-69,410	-69,410.00	.00	.00	100.0%
49610 LEASE/RENTALS							
2851000 49610 LEASE/RENT	-84,171	0	-84,171	-38,596.91	.00	-45,574.09	45.9%
49611 INSPECTION FEES							
2851000 49611 INSPEC FEE	-15,000	0	-15,000	.00	.00	-15,000.00	.0%
49613 PERMITS							
2851000 49613 PERMITS	0	0	0	-1,290.00	.00	1,290.00	100.0%
49614 DELINQUENT INT ASSESSMENTS							
2851000 49614 ASSMT DELI	-1,000	0	-1,000	.00	.00	-1,000.00	.0%

Town of East Lyme, CT




YEAR-TO-DATE BUDGET REPORT

FOR 2025 09

	ORIGINAL APPROP	TRANFRS/ADJSTMTS	REVISED BUDGET	YTD ACTUAL	ENC/REQ	AVAILABLE BUDGET	PCT USE/COL
49615 LIEN FEES							
2851000 49615 LIEN FEES	0	0	0	-408.00	.00	408.00	100.0%
49617 NON-PAYMENT FEES							
2851000 49617 NON-PMT FE	0	0	0	-2,864.43	.00	2,864.43	100.0%
49618 Meter Maintenance Fee							
2851000 49618 Meter Mnt	0	0	0	.00	.00	.00	.0%
49999 NON BUDGET REVENUES							
2851000 49999 NONBUDREV	0	0	0	.00	.00	.00	.0%
51618 NON UNION WAGES							
2851000 51618 NON UNION	245,600	0	245,600	110,427.52	.00	135,172.48	45.0%
51619 UNION WAGES							
2851000 51619 FIELD SAL	691,000	0	691,000	475,661.21	.00	215,338.79	68.8%
51620 PART TIME WAGES							
2851000 51620 METER INST	0	0	0	.00	.00	.00	.0%
51625 OTHER PAY							
2851000 51625 ADM ASST	80,900	0	80,900	51,511.78	.00	29,388.22	63.7%
51630 OVERTIME							
2851000 51630 FIELD OT	92,800	0	92,800	42,646.07	.00	50,153.93	46.0%

Town of East Lyme, CT

YEAR-TO-DATE BUDGET REPORT



FOR 2025 09

	ORIGINAL APPROP	TRANSFERS/ADJUSTMTS	REVISED BUDGET	YTD ACTUAL	ENC/REQ	AVAILABLE BUDGET	PCT USE/COL
52200 EMPLOYER SHARE SOCIAL SECURITY							
2851000 52200 SOCIAL SEC	85,000	0	85,000	49,091.32	.00	35,908.68	57.8%
52250 Personnel Benefits							
2851000 52250 BENEFITS	343,000	0	343,000	188,278.81	60,405.81	94,315.38	72.5%
53010 PURCHASED PROFESSIONAL SRV							
2851000 53010 OUT SERV	183,790	0	183,790	101,251.46	63,518.45	19,020.09	89.7%
53421 MISC MAPS & RECORDS							
2851000 53421 MISC M&R	0	0	0	.00	.00	.00	.0%
53422 CUSTOMER RECORDS & COLLECTION							
2851000 53422 CUST RE&CO	0	0	0	.00	.00	.00	.0%
53500 TECHNICAL SERVICES							
2851000 53500 NEW SERV	10,000	0	10,000	14,145.82	1,887.00	-6,032.82	160.3%
53520 OTHER TECHNICAL SERVICES							
2851000 53520 NEW METERS	15,000	0	15,000	14,125.88	2,004.52	-1,130.40	107.5%
53521 OTHER TECHNICAL SERVICES I							
2851000 53521 INTERCON	100,440	0	100,440	.00	.00	100,440.00	.0%
54300 REPAIRS AND MAINTENANCE							
2851000 54300 MAINT	0	0	0	.00	.00	.00	.0%

Town of East Lyme, CT

YEAR-TO-DATE BUDGET REPORT



FOR 2025 09

	ORIGINAL APPROP	TRANSFERS/ADJUSTMTS	REVISED BUDGET	YTD ACTUAL	ENC/REQ	AVAILABLE BUDGET	PCT USE/COL
54302 PUMP STATION MAINTENANCE							
2851000 54302 PUMP MAINT	25,000	0	25,000	1,479.66	1,657.18	21,863.16	12.5%
54304 MAINTENANCE OF WET WELLS							
2851000 54304 WELL MAINT	175,000	0	175,000	59,348.01	86,730.47	28,921.52	83.5%
54309 VEHICLE MAINTENANCE							
2851000 54309 VEH MAINT	11,000	0	11,000	14,382.27	6,991.50	-10,373.77	194.3%
54311 MAINTENANCE OF HYDRANTS							
2851000 54311 HYDRANT MA	5,000	0	5,000	.00	2,513.16	2,486.84	50.3%
54312 MAINTENANCE OF TRANSMISSION							
2851000 54312 TRANS MAIN	120,000	0	120,000	85,968.46	49,896.27	-15,864.73	113.2%
54313 MAINTENANCE OF O&M							
2851000 54313 O&M MAINT	16,640	0	16,640	8,078.56	3,934.87	4,626.57	72.2%
54314 MAINTENANCE OF STORAGE TANK							
2851000 54314 MAINT STOR	0	0	0	.00	.00	.00	.0%
54315 MAINTENANCE OF EQUIPMENT							
2851000 54315 EQP MAINT	0	0	0	.00	.00	.00	.0%
54421 VEHICLE ACQUISITION PAYMENT							
2851000 54421 VEH ACQ PM	88,255	0	88,255	43,972.12	.00	44,282.88	49.8%

Town of East Lyme, CT

YEAR-TO-DATE BUDGET REPORT



FOR 2025 09

	ORIGINAL APPROP	TRANSFERS/ADJUSTMTS	REVISED BUDGET	YTD ACTUAL	ENC/REQ	AVAILABLE BUDGET	PCT USE/COL
55200 PROPERTY LIABILITY INSURANCE							
2851000 55200 PR-LIB-INS	26,700	0	26,700	26,700.00	.00	.00	100.0%
55406 REFUNDS							
2851000 55406 REFUNDS	0	0	0	.00	.00	.00	.0%
55801 METER DEPOSIT REIMBURSEMENT							
2851000 55801 MTR DEP RM	0	0	0	.00	.00	.00	.0%
55915 CONTINGENCY							
2851000 55915 CONTING	100,000	0	100,000	8,471.67	7,700.00	83,828.33	16.2%
56100 OFFICE SUPPLIES							
2851000 56100 OFFSUPPLY	0	0	0	.00	.00	.00	.0%
56195 CHEMICALS							
2851000 56195 CHEMICALS	400,000	0	400,000	220,196.56	34,038.76	145,764.68	63.6%
56220 ELECTRICITY							
2851000 56220 ELECTRIC	390,000	0	390,000	252,727.25	.00	137,272.75	64.8%
56270 FUEL - UNLEADED/DIESEL							
2851000 56270 FUEL	39,000	0	39,000	21,838.14	5,715.96	11,445.90	70.7%
57300 EQUIPMENT							
2851000 57300 EQUIPMENT	0	0	0	.00	.00	.00	.0%

Town of East Lyme, CT



YEAR-TO-DATE BUDGET REPORT

FOR 2025 '09

	ORIGINAL APPROP	TRANSFRS/ADJUSTMTS	REVISED BUDGET	YTD ACTUAL	ENC/REQ	AVAILABLE BUDGET	PCT USE/COL
57310 INSTRUCTIONAL EQUIPMENT							
2851000 57310 INSTRREQUP	10,000	0	10,000	2,654.58	1,468.25	5,877.17	41.2%
57320 NON-INSTRUCTIONAL EQUIPMENT							
2851000 57320 COM EQP	9,000	0	9,000	7,293.62	2,913.06	-1,206.68	113.4%
58320 BONDS INTEREST							
2851000 58320 BONDS INTE	306,602	0	306,602	59,848.27	.00	246,753.73	19.5%
58340 Interest							
2851000 58340 Interest	0	0	0	.00	.00	.00	.0%
58790 BONDS PRINCIPAL							
2851000 58790 BONDS PRIN	693,942	0	693,942	158,993.51	.00	534,948.49	22.9%
58791 METER REPLACEMENT BONDS							
2851000 58791 MTR RP BND	0	0	0	.00	.00	.00	.0%
58900 TRAINING							
2851000 58900 TRAINING	25,400	0	25,400	17,836.29	3,447.34	4,116.37	83.8%
59020 OPERATING TRF OUT							
2851000 59020 OPER TRFOT	70,000	0	70,000	.00	.00	70,000.00	.0%
59030 CAPITAL							
2851000 59030 CAPITAL	200,000	0	200,000	45,076.32	15,820.99	139,102.69	30.4%

Town of East Lyme, CT

YEAR-TO-DATE BUDGET REPORT



FOR 2025 09

	ORIGINAL APPROP	TRANSFRS/ ADJUSTMTS	REVISED BUDGET	YTD ACTUAL	ENC/REQ	AVAILABLE BUDGET	PCT USE/COL
59105 TRANSFER IN/OUT							
2851000 59105 TRANSINOUT	76,351	0	76,351	.00	.00	76,351.00	.0%
TOTAL WATER OPERATIONS	0	0	0	-651,374.77	350,643.59	300,731.18	100.0%
TOTAL REVENUES	-4,635,420	0	-4,635,420	-2,733,379.93	.00	-1,902,040.07	
TOTAL EXPENSES	4,635,420	0	4,635,420	2,082,005.16	350,643.59	2,202,771.25	
GRAND TOTAL	0	0	0	-651,374.77	350,643.59	300,731.18	100.0%

** END OF REPORT - Generated by Mitchell Nixon **

Town of East Lyme, CT

YEAR-TO-DATE BUDGET REPORT



FOR 2025 '09

	ORIGINAL APPROP	TRANSFRS/ADJSTMTS	REVISED BUDGET	YTD ACTUAL	ENC/REQ	AVAILABLE BUDGET	PCT USE/COL
6001000 SEWER OPERATIONS FUND							
46101 INTEREST INCOME							
6001000 46101 INTINCOME	-35,000	0	-35,000	-1.15	.00	-34,998.85	.0%
48991 MISCELLANEOUS REVENUE							
6001000 48991 MISCREV	0	0	0	-265.64	.00	265.64	100.0%
49100 INTERFUND TRANSFERS							
6001000 49100 INTERTRANS	-318,365	0	-318,365	.00	.00	-318,365.00	.0%
49600 METERED SEWER SERVICE							
6001000 49600 SEW SERV	-2,053,495	1,579,217	-474,278	-270,828.40	.00	-203,449.60	57.1%
49601 METERED WATER SERVICE							
6001000 49601 WAT SERV	-474,278	-1,579,217	-2,053,495	-1,281,729.37	.00	-771,765.63	62.4%
49602 DELINQUENT INTEREST							
6001000 49602 DELINQ INT	-10,000	0	-10,000	-9,294.44	.00	-705.56	92.9%
49611 INSPECTION FEES							
6001000 49611 INSPEC FEE	0	0	0	.00	.00	.00	.0%
49612 MAINTENANCE FEES							
6001000 49612 MAINT FEE	-7,800	0	-7,800	-5,736.67	.00	-2,063.33	73.5%
49613 PERMITS							
6001000 49613 PERMITS	-3,000	0	-3,000	-2,040.00	.00	-960.00	68.0%

Town of East Lyme, CT

YEAR-TO-DATE BUDGET REPORT



FOR 2025 09

	ORIGINAL APPROP	TRANSFERS/ ADJUSTMTS	REVISED BUDGET	YTD. ACTUAL	ENC/REQ	AVAILABLE BUDGET	PCT USE/COL
49615 LIEN FEES							
6001000 49615 LIEN FEES	0	0	0	.00	.00	.00	.0%
49617 NON-PAYMENT FEES							
6001000 49617 NON-PMT FE	0	0	0	.00	.00	.00	.0%
49999 NON BUDGET REVENUES							
6001000 49999 NONBUDREV	0	0	0	.00	.00	.00	.0%
52200 EMPLOYER SHARE SOCIAL SECURITY							
6001000 52200 FICA/MED	47,800	-715	47,085	25,378.32	.00	21,706.21	53.9%
54420 LEASE EQUIPMENT/VEHICLES							
6001000 54420 LEASE	1,498	2,996	4,494	4,493.52	.00	.00	100.0%
TOTAL SEWER OPERATIONS FUND	-2,852,640	2,280	-2,850,360	-1,540,023.83	.00	-1,310,336.12	54.0%
TOTAL REVENUES	-2,901,938	0	-2,901,938	-1,569,895.67	.00	-1,332,042.33	
TOTAL EXPENSES	49,298	2,280	51,578	29,871.84	.00	21,706.21	
6001001 SEWER OPERATIONS							
51619 UNION WAGES							
6001001 51619 FIELD SAL	335,100	715	335,815	223,130.25	.00	112,685.22	66.4%
51630 OVERTIME							
6001001 51630 FIELD OT	60,800	0	60,800	25,981.99	.00	34,818.01	42.7%
52200 EMPLOYER SHARE SOCIAL SECURITY							
6001001 52200 FIELD BEN	162,000	400	162,400	119,961.55	31,467.57	10,970.88	93.2%

Town of East Lyme, CT

YEAR-TO-DATE BUDGET REPORT



FOR 2025 09

	ORIGINAL APPROP	TRANERS/ADJSTMTS	REVISED BUDGET	YTD ACTUAL	ENC/REQ	AVAILABLE BUDGET	PCT USE/COL
54302 PUMP STATION MAINTENANCE							
6001001 54302 PUMP MAINT	85,000	0	85,000	40,146.77	16,380.97	28,472.26	66.5%
54304 MAINTENANCE OF WET WELLS							
6001001 54304 WELL MAINT	70,000	0	70,000	27,956.78	121.00	41,922.22	40.1%
54306 MAINTENANCE OF SYSTEMS							
6001001 54306 SYSTEM MAI	13,000	27,980	40,980	36,529.22	.00	4,450.83	89.1%
54307 INFILTRATION/ INFLOW IMPROVEM							
6001001 54307 INFLOW SYS	2,000	0	2,000	.00	.00	2,000.00	.0%
54308 TREATMENT PLANT & SYS FEE							
6001001 54308 TRMNT FEE	1,107,000	-321,127	785,873	562,977.90	255,127.27	-32,232.44	104.1%
54309 VEHICLE MAINTENANCE							
6001001 54309 VEH MAINT	9,000	0	9,000	6,028.76	4,163.18	-1,191.94	113.2%
54313 MAINTENANCE OF O&M							
6001001 54313 O&M MAINT	16,640	0	16,640	14,224.75	2,547.71	-132.46	100.8%
55300 COMMUNICATIONS-TELEPHONE							
6001001 55300 TELEPHONE	5,900	-1,500	4,400	2,903.86	1,460.30	35.84	99.2%
56100 OFFICE SUPPLIES							
6001001 56100 MAT & SUPP	11,500	0	11,500	6,794.31	4,356.49	349.20	97.0%

Town of East Lyme, CT

YEAR-TO-DATE BUDGET REPORT



FOR 2025 '09							
	ORIGINAL APPROP	TRANSFRS/ADJUSTMTS	REVISED BUDGET	YTD ACTUAL	ENC/REQ	AVAILABLE BUDGET	PCT USE/COL
56195 CHEMICALS							
6001001 56195 CHEMICALS	140,000	20,000	160,000	112,142.91	46,855.69	1,001.40	99.4%
56205 UTILITIES							
6001001 56205 UTILITIES	200,000	15,000	215,000	142,549.80	-.03	72,450.23	66.3%
56270 FUEL - UNLEADED/DIESEL							
6001001 56270 FUEL	28,200	-5,000	23,200	8,620.36	11,149.00	3,430.64	85.2%
TOTAL SEWER OPERATIONS	2,246,140	-263,532	1,982,608	1,329,949.21	373,629.15	279,029.89	85.9%
TOTAL EXPENSES	2,246,140	-263,532	1,982,608	1,329,949.21	373,629.15	279,029.89	
6001002 SEWER ADMINISTRATION							
51619 UNION WAGES							
6001002 51619 ADM SAL	227,700	0	227,700	207,760.08	.00	19,939.92	91.2%
53010 PURCHASED PROFESSIONAL SRV							
6001002 53010 OUT SERV	32,100	4,600	36,700	20,774.67	2,000.00	13,925.33	62.1%
53220 PROFESSIONAL DEVELOPMENT							
6001002 53220 PROFDEVEL	4,000	0	4,000	651.00	.00	3,349.00	16.3%
53420 LEGAL SERVICES							
6001002 53420 LEG & ACC	18,300	3,500	21,800	17,770.04	2,000.00	2,029.96	90.7%
55200 PROPERTY LIABILITY INSURANCE							
6001002 55200 PD&L	41,400	-1,700	39,700	39,700.00	.00	.00	100.0%

Town of East Lyme, CT

YEAR-TO-DATE BUDGET REPORT



FOR 2025 '09

	ORIGINAL APPROP	TRANSFERS/ADJUSTMTS	REVISED BUDGET	YTD ACTUAL	ENC/REQ	AVAILABLE BUDGET	PCT USE/COL
56100 OFFICE SUPPLIES							
6001002 56100 SUP & MISC	2,500	1,211	3,711	2,066.40	1,644.21	.00	100.0%
57900 DEPRECIATION							
6001002 57900 DEPRECIA	0	0	0	.00	.00	.00	.0%
TOTAL SEWER ADMINISTRATION	326,000	7,611	333,611	288,722.19	5,644.21	39,244.21	88.2%
TOTAL EXPENSES	326,000	7,611	333,611	288,722.19	5,644.21	39,244.21	
6001003 SEWER CAPITAL							
54370 PROJECTS							
6001003 54370 PROJECTS	80,500	0	80,500	80,500.00	.00	.00	100.0%
55915 CONTINGENCY							
6001003 55915 CONTING	50,000	-21,165	28,835	9,397.00	.00	19,438.09	32.6%
59030 CAPITAL							
6001003 59030 CAP RES	100,000	0	100,000	39,709.15	69,296.35	-9,005.50	109.0%
59105 TRANSFER IN/OUT							
6001003 59105 TRANSINOUT	50,000	274,806	324,806	.00	.00	324,806.00	.0%
TOTAL SEWER CAPITAL	280,500	253,641	534,141	129,606.15	69,296.35	335,238.59	37.2%
TOTAL EXPENSES	280,500	253,641	534,141	129,606.15	69,296.35	335,238.59	
GRAND TOTAL	0	0	0	208,253.72	448,569.71	-656,823.43	100.0%

** END OF REPORT - Generated by Mitche[] Nixon **

Town of East Lyme, CT

BALANCE SHEET FOR 2024 9



FUND: 6001 SEWER OPERATIONS FUND		NET CHANGE FOR PERIOD	ACCOUNT BALANCE
ASSETS			
6001	10305		908,071.05
6001	11015	.00	-7,500.00
6001	12100	.00	285,640.92
6001	12200	.00	12,905.68
6001	13900	.00	-90,530.63
6001	13901	.00	-429,805.97
6001	13903	.00	55,849.35
6001	13925	.00	18,675.06
6001	15100	.00	6,350.00
6001	15200	.00	7,000.00
6001	15300	.00	38,860,174.72
6001	15400	.00	-52,806,799.26
6001	17100	.00	3,223,483.64
6001	17500	.00	146,697.06
6001	17800	.00	14,804.06
6001	18100	.00	-5,138.18
	TOTAL ASSETS	.00	-9,800,122.50
LIABILITIES			
6001	20200	.00	-13,821.61
6001	20300	.00	2,848.15
6001	20806	.00	-77,943.22
6001	26005	.00	-15,870.80
6001	26035	.00	-3,047.50
	TOTAL LIABILITIES	.00	-107,834.98
FUND BALANCE			
6001	34005	.00	-421,299.55
6001	37005	.00	10,329,257.03
	TOTAL FUND BALANCE	.00	9,907,957.48
	TOTAL LIABILITIES + FUND BALANCE	.00	9,800,122.50

** END OF REPORT - Generated by Mitche[] Nixon **

Request for Water & Sewer Commission

TO: Water & Sewer Commission

FROM: Ben North

DATE: March 25, 2025

SUBJECT: Extension of Sewer Capacity Allocation for Pelletier-Niantic CT LLC at 200 Pennsylvania Ave

Summary of Agenda Item:

The developer is requesting an extension to the sewer capacity allocated to the subject area after the project encountered setbacks due to the developer's health complications. The project, which was originally granted 75,000 gallons of daily wastewater flow which was contingent on the developer constructing a new sewer main from Main St along Pennsylvania Ave to serve the development in March of 2023. After setbacks caused a delay with receiving a zoning text amendment and seeking approvals, the developer sought a capacity extension in 2024 until now. The developer is now seeking another one-year extension.

Action Needed:

To be provided at the night of the meeting.

Attachments:

Prepared By: Ben North

<p>W&S Agenda Item No. <u>9</u> Date: 3/25/2025</p>
--



CLOUTIER & CASSELLA.LLC
ATTORNEYS AT LAW

Thomas A. Cloutier (1946-2011)
Edward M. Cassella*
Thomas McLaughlin
D. Jeanne Messick ^
*Also admitted in Massachusetts
^ Of Counsel

ecassella@saybrooklaw.com
tmclaughlin@saybrooklaw.com
jeanne@saybrooklaw.com

March 3, 2025

Mr. Benjamin M. North
East Lyme Water & Sewer Utilities
P.O. Box 519
East Lyme, CT 06357

Re: *Pelletier-Niantic CT. LLC*
Application for Sewer Capacity - 200 Pennsylvania Avenue

Dear Mr. North:

Please consider this letter as a request for an extension of time retain the sewer capacity allocated to Pelletier-Niantic, LLC for the properties located at 200 Pennsylvania Avenue.

On March 28, 2023, the Water & Sewer Commission approved an allocation of 75,000 gallons per day for the project. In February 2024, the Commission approved a one year extension, which brings the time to have land use permits completed until April 1, 2025. Please accept this letter as a request for an additional one-year extension until April 1, 2026.

Following the February 2024 extension, Mr. Pelletier became medically ill and was not able to spend time on the development. He has recovered and the permitting process recommenced in January 2025. We have made an application for a text amendment with Zoning Commission; a public hearing is scheduled for March 20, 2025. If those amendments are approved, the remaining applications for Inland Wetlands permit and Zoning Commission special permit will be submitted. Pelletier-Niantic is still under contract with the Trakas family with the expectation that the properties will close on or before May 1, 2025.

We request for this matter to be placed in the March 25, 2025 agenda. Thank you for your consideration.

Very truly yours,



Edward M. Cassella

EMC/spp

N:\WINWORD\Case Files\Pelletier Niantic, CT, LLC - #49-25 - Land Use - 200 Pennsylvania Ave., Niantic\Letter to Ben North.doc

29 ELM STREET • OLD SAYBROOK, CT 06475 • 860-388-3456 • 860-388-6374 (FAX)

WWW.SAYBROOKLAW.COM

APPLICATIONS FOR DETERMINATION OF ADEQUACY OF
SEWER CAPACITY PURSUANT TO GENERAL STATUTES §7-246a(a)(1)

Sewage treatment for the Town of East Lyme is limited. Pursuant to an agreement with the City of New London and Town of Waterford, East Lyme is currently entitled to a maximum of 1.5 million gallons per day of sewer treatment capacity at the New London Regional Water Pollution Control Facility. In order to ensure that there is adequate capacity for all customers, the Commission adopts the following regulation for applications for sewer treatment capacity pursuant to General Statutes §7-246a(a)(1).

- I. Application. For all development projects that either (a) request a connection for more than 20 residential units or (b) require more than 5,000 gallons per day of sewage treatment capacity, an application, pursuant to General Statutes §7-246a(a)(1), for determination of adequacy of sewer capacity related to a proposed use of land, shall be submitted to the East Lyme Water and Sewer Commission ("Commission") on a form satisfactory to the Commission, and shall include all of the following:
 1. A class A-2 survey of the property to be developed, showing the general layout of the proposed use of land;
 2. Proof that the applicant owns the property to be developed, or has the right to develop the property, and
 3. Documentation supporting the amount of capacity being requested.
 - a. Documentation related to a proposed residential development shall include the number of residential units, the numbers of bedrooms per unit, and the methodology used in calculating the amount of capacity being requested.
 - b. Documentation related to a proposed non-residential or commercial development shall include the methodology used in calculating the amount of capacity being requested, and any special circumstances (i.e. the type of sewage being treated, design specifications, etc.) that would affect the amount of capacity being requested.
 - c. The Commission reserves the right to request from an applicant such other information that it deems necessary.

4. A non-refundable application fee of \$500.00 shall be paid when an application is submitted. An additional public hearing fee of \$450.00 may be assessed if applicable.

II. Duration.

1. Within 12 months after the expiration of the appeal period of a capacity allocation, the applicant shall (1) apply for all necessary land use approvals for the proposed use of land, and (2) provide proof of all such applications to the Commission. If an applicant fails to apply for all necessary land use approvals, or fails to provide proof of such applications to the Commission within this 12-month period, the sewer capacity allocated to the applicant shall terminate and be considered null and void.
2. If the applicant fails to obtain all land use approvals required for the proposed use of land, the sewer capacity allocated to the applicant shall terminate and be considered null and void.
3. The Commission will notify an applicant in writing when an allocation has terminated. The failure of the Commission to provide written notice in a timely manner shall not constitute or be construed as a waiver of the Commission's right to declare a terminated allocation null and void.
4. A capacity allocation shall be in effect for a period not to exceed 48 months from the expiration of the appeal period of the applicant's last land use approval with no appeal having been taken therefrom or an unappealed decision of a court of competent jurisdiction adjudicating such land use appeal. The Commission may extend an allocation of sewer capacity beyond 4 years if it determines, in its sole discretion, that good cause exists.
5. If the amount of sewer treatment capacity needed by an applicant decreases during the land use approval process, the applicant shall notify the Commission immediately.

III. Public Hearing. The Commission may, in its sole discretion, hold a public hearing on any application. Any such public hearing shall be in accordance with the provisions of General Statutes 8-7d.

IV. Criteria. In making a decision on an application the Commission may consider, without limitation, the following:

Need for service in the proposed development area

Other pending applications and areas in town designated for sewer service

Pollution abatement and public health

Limitations and policies for sewer service

Local and state Plans of Conservation and Development

Effect of inflow and infiltration on available capacity

Whether the proposed development area can be serviced by other means

Whether the proposed development area is within the East Lyme Sewer Service District

Size of property proposed to be developed

Remaining sewerred and unsewerred land area of town

Effect of the allocation on remaining capacity

Safe design standards of the East Lyme sewer system

- V. Prior Regulation. This Regulation shall supersede the Interim Sewer Connection Procedure adopted by the Commission on September 25, 2018.

EAST LYME WATER & SEWER COMMISSION
REGULAR MEETING
TUESDAY, FEBRUARY 27, 2024
MINUTES

The East Lyme Water & Sewer Commission held a Regular Meeting on February 27, 2024. Chairman Dan Cunningham called the Regular Meeting at 7:00 PM.

PRESENT: Dan Cunningham, Chairman, Dave Murphy, Carol Russell, Ken Roberts, Roger Spence,
Michelle Williams, Ann Cicchello
ABSENT: Dave Bond, Dave Zoller
ALSO PRESENT: Attorney Mark Zamarka, Town Council
Joe Bragaw, Public Works Director
Ben North, Chief Operating Officer
Attorney Bill Sweeney, Representing Applicant

RECEIVED RECORD
EAST LYME, CT
2024 MAR - 1 A 10:56
Dan Murphy
TOWN CLERK

1. Call to Order/Pledge of Allegiance

Chairman Dan Cunningham called the Regular Meeting for the Town of East Lyme Water and Sewer Commission to order at 7:00PM. The Pledge was observed.

2. Approval of Minutes

a. Regular Meeting Minutes – January 23, 2024

Mr. Cunningham called for a motion to approve or any discussion on the Meeting Minutes of January 23, 2024.

Mrs. Russell wished to correct a clerical error of item #10 in which her name is listed as “Mrs. Carroll” but should read “Mrs. Russell”.

****MOTION (1)**

Mr. Murphy moved to approve the Regular Meeting Minutes of January 23, 2024, as amended.

Mr. Roberts seconded the motion.

Vote: 6-0-0.

Motion passed.

3. Delegations

Mr. Cunningham called for delegations. There were none.

4. Correspondence Log

Mr. Cunningham noted there were four (4) items on the Log.

5. Discussion and Possible Action on a Request for Extension of Capacity Allocation for Nehantic Village.

Mr. Cunningham asked for a presentation.

Attorney Bill Sweeney of TCORS Attorneys, 43 Broad St, New London, spoke on behalf of Pelletier-Niantic LLC, the contract purchaser of approximately 37 acres of land located along Pennsylvania Avenue currently owned by the Trakas family, many of whom were present.

Attorney Sweeney gave an explanation of his letter to the Commission and the request before them.

His main points were:

- 110,000 gallons per day of sewage treatment were originally requested, and 75,000 gallons of sewage treatment was granted by the Commission on March 28, 2023.
- The Applicant retained architectural, engineering, environmental, and traffic professionals.

- Work had been done with the EL Zoning Department for a Text Amendment as well as for a Zone Change as the project is currently located in a Residential Zoning District.
- Due to the complexity of the plans, workshops were proposed with the then current Zoning Commission, however, it was suggested that such workshops be postponed due to the impending elections, as the possible turnover of Members.
- The Applicant is currently scheduled to hold those workshops in April 2024.
- The Applicant is seeking an extension from the Water & Sewer Commission to March 2025.
- Three (3) reasons for the extension request:
 - A. This is a large and complex project, the likes of which have not been seen since the Gateway Project. It requires, on the local level; a Zone Change, Text Amendment, Special Exception, Inland/Wetland approval, and on the state level; major traffic generator permits, DEEP stormwater permits which are time consuming.
 - B. There is a significant public benefit which is the extension of sewers from the Trakas family property down Pennsylvania Ave to Main St. This will be good for many properties on substandard septic systems. This would be funded by developer funds, not by the Town.
 - C. The delays encountered in the Fall were requested of the Applicant by Land Use Officials in order to avoid having to present the project to two (2) Boards, because of the potential for a major turnover in membership.

Mr. Cunningham asked if there were any comments from the public.
There were none.

Mrs. Russell asked whether the Commission was to consider Item #4 of the Application for Determining Adequacy of Sewer Capacity.

Attorney Zamarka clarified that the capacity allocation had already been granted and the Commission was only to consider whether the Applicant had demonstrated good cause to extend the allocation for another 12 months. He noted that the Applicant's request was intended to secure Land Use approvals not to make applications.

Mr. Roberts asked Attorney Zamarka's opinion on the veracity of the application.

Attorney Zamarka stated that was the Commission's decision to make, and based on the language of the Ordinance, what the Applicant is requesting is something the Commission is able to consider.

Mr. Roberts also asked for an explanation as to the benefits of the extension of the sewer line.

Attorney Sweeney explained that an ancillary benefit of the project would be the construction of the sewer line from the project site on Pennsylvania Ave down to Main St. These properties are currently not connected to the sewer, and this would be funded by the developer and not be a cost to the Town or Taxpayers. Many properties along the route are unable to expand or be developed further because of the substandard septic systems currently there, and this would be a positive economic development. He explained the concept behind the project.

Mr. North stated that he was unaware of any property that is in need or has a substandard septic system that would immediately benefit from sewer or has an impending issue, but he did agree that sewer on Pennsylvania Ave is not something that is currently in place and would be something that would benefit the Town in the future. He noted that this would only impact Pennsylvania Ave but there would be stub outs in place for possible future development of the sub streets along the route.

Mrs. Williams noted that the charge of the Commission was only to consider the 12 month extension and not to consider the allocation which had already been approved. Additionally, she submitted that the Town was partially

responsible for the delay.

Attorney Zamarka stated that his role in council for the Commission is to look at what the effects or consequences of decisions, and if the Commission was to deny the application, the Applicant could do what was necessary to secure their rights, noting that town officials had asked for the delay.

Mrs. Russell asked for clarity on the issue of capacity.

Mr. North responded that the most current data showed a very wet fall and winter and was evidenced in the operating report. There was over 16 inches of rain in December and January, the sewers are high as the water table is high and that allows a lot of infiltration. There are 37,000 gallons of allotment left to the sewer for the month of January. He noted that the Town is still able to honor the allotted 75,000 gallons allotted.

Mr. Cunningham clarified that the request is for a 12-month extension to secure the land use approvals.

Attorney Zamarka said that the Ordinance grants 12 months from the date of the allocation for the Applicant to make the applications. The request is for an additional 12 months to secure the Land Use approvals.

Mr. Roberts questioned what would happen if the Applicant failed to secure the Land Use approvals.

Attorney Sweeney clarified that if the extension request was granted and the Applicant failed to secure the approvals, the capacity allocation would expire as well, as noted in the Ordinance Item #II subsection 2 "If the applicant fails to obtain all land use approvals required for the proposed use of land, the sewer capacity allocated to the to the applicant shall terminate and be considered null and void".

Mrs. Russell questioned the Inland/Wetlands on the property.

Attorney Zamarka noted that was not something the Water & Sewer Commission could consider.

****MOTION (2)**

Mr. Spencer moved to approve the Request for Extension of Capacity Allocation for Nehantic Village for 12 months to secure all Land Use approvals in connection to sewage capacity application contingent upon the approval of the design criteria by the East Lyme Water & Sewer Commission.

Mr. Murphy seconded the motion.

Vote: 6-0-0.

Motion passed.

6. Billing Adjustments/Disputes

Mr. Cunningham called for billing adjustments and disputes.

Mr. North noted that the properties listed had applied for 1 in 10 Adjustments based on varying criteria.

Mr. Roberts stated he liked the policy.

Mr. Spencer questioned if the addresses met the criteria.

Mr. North affirmed that they did.

7. Approval of Bills

Mr. Cunningham called for the approval of two (2) invoices for Tighe & Bond Well 5 Backwash Lagoon Expansion.

HELLER, HELLER & McCOY

Attorneys at Law

**736 Norwich-New London Turnpike
Uncasville, Connecticut 06382**

Sidney F. Heller (1903-1986)

Harry B. Heller (hheller@hellermccoy.com)

William E. McCoy (bmccoy@hellermccoy.com)

Mary Gagne O'Donal (mgodonal@hellermccoy.com)

Telephone: (860) 848-1248

Facsimile: (860) 848-4003

March 24, 2025

VIA E-MAIL AND FEDERAL EXPRESS

Town of East Lyme Water and Sewer
Commission

Attn: Honorable Daniel Cunningham,
Chairman

108 Pennsylvania Avenue
Niantic, CT 06357

Re: Pending application of Pelletier – Niantic CT, LLC for further extension of sewer capacity allocation

Dear Commissioners:

Please be advised that this office represents Parkers Place, LLC, the owner of undeveloped land located on Park Place in the Town of East Lyme, Connecticut. A substantial portion of our client's property is located within the defined "Town of East Lyme Sewer Shed Area". On October 22, 2024, the East Lyme Water and Sewer Commission denied our client's application for an allocation of sewer capacity required for the development of a 60 unit affordable housing development proposed on the Park Place property. The denial for an allocation of 8,124 gallons per day of sewer capacity within the Town of East Lyme's sewer system was based on, inter alia, a perceived lack of available capacity for allocation within the system.

On March 28, 2023, the East Lyme Water and Sewer Commission allocated 75,000 gallons per day of sewer capacity to Peletier – Niantic CT, LLC for a proposed multi-purpose project located at 200 Pennsylvania Avenue, East Lyme, Connecticut. On February 27, 2024, the East Lyme Water and Sewer Commission granted an extension of the sewer capacity allocation of 75,000 gallons per day to Pelletier – Niantic CT, LLC. We note that the March 25, 2025 agenda of the East Lyme Water and Sewer Commission evidences an agenda item (Item 9) concerning a "discussion and possible action regarding a request for an extension of sewer capacity allocation for Pelletier – Niantic CT, LLC at 200 Pennsylvania Ave".

Parkers Place, LLC opposes a further extension of the sewer capacity allocation for the

project located at 200 Pennsylvania Avenue; and, in conjunction therewith, further alleges that the extension granted by the Water and Sewer Commission at its February 27, 2024 regular meeting was illegal as it failed to comply with the Ordinance for the Allocation of Sewer Capacity Pursuant to General Statutes §7-246a(1) as enacted by the East Lyme Water and Sewer Commission (the "Ordinance"). The Ordinance, in Section II thereof, specifically provides that the initial duration of an allocation of sewer capacity shall be twelve (12) months from the expiration of the appeal period of such allocation. The Ordinance further requires that, "Before the expiration of the Initial Allocation Period, the applicant shall (1) apply for **ALL** (emphasis added) necessary land use approvals for the proposed use of land, and (2) provide proof of all such applications to the Commission."

A review of the proceedings of the East Lyme Water and Sewer Commission with respect to the 2024 requested extension of the sewer capacity allocation and of the minutes of the East Lyme Zoning Commission clearly evidences the fact that no site specific applications had been filed to enable the development project contemplated for the property located at 200 Pennsylvania Avenue as of the date of the 2024 renewal/extension. The records of the Commission further evidence the fact that no proof of any applications were submitted to and evaluated by the East Lyme Water and Sewer Commission as required by the Ordinance.

Furthermore, Paragraph 3 of Section II of the Ordinance further provides "When the Commission receives proof that the applicant has applied for all necessary land use approvals, as set forth above, the Initial Allocation Period shall be extended for a period not to exceed 18 months from (i) the expiration of the appeal period of the applicant's last land use approval with no appeal having been taken therefrom or (ii) an unappealed decision of a court of competent jurisdiction adjudicating any such land use appeal ..."

As indicated above, no site specific land use applications for the project at 200 Pennsylvania Avenue have been filed with the East Lyme Zoning Commission. Therefore, both the 12 month period provided in Section II(2) of the Ordinance as well as the 18 month period provided in Section II(3) of the Ordinance have expired.

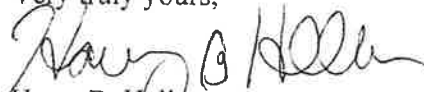
We further note, parenthetically, that by decision of the East Lyme Zoning Commission on March 20, 2025, an application of Pelletier – Niantic CT, LLC for a zoning text amendment was denied. While not a site specific application, the text amendment application was filed in order to legislatively enable future applications for the potential development of the property located at 200 Pennsylvania Avenue. This further evidences the fact that the specific requirements of the Ordinance have never been satisfied and cannot, in the current permitting context, be satisfied.

For all of the above reasons, we hereby request that the East Lyme Water and Sewer Commission deny the application of Pelletier – Niantic CT, LLC for a further extension of a sewer capacity allocation for the property located at 200 Pennsylvania Avenue as such extension will,

East Lyme Water and Sewer Commission
March 24, 2025
Page 3 of 3

prima facie, exceed the authority of the Commission based upon the explicit language of the Ordinance.

Very truly yours,


Harry B. Heller

HBH/rmb

Cc: Timothy Bleasdale, Esquire
Edward Cassella, Esquire

**PELLETIER-NIANTIC, LLC
EXTENSION OF SEWER TREATMENT CAPACITY ALLOCATION
MARCH 25, 2025**

WHEREAS, on January 19, 2023, Pelletier-Niantic, LLC (“Applicant”) filed with the East Lyme Water and Sewer Commission (“Commission”) an application for determination of sewer capacity pursuant to General Statutes 7-246a(a)(1) and the East Lyme Regulation entitled “Applications for Determination of Sewer Capacity Pursuant to General Statutes §7-246a(a)(1)” (“Regulation”), seeking an allocation of 110,000 gallons per day (“gpd”) of sewer capacity for a proposed multi-building designed for assisted living and associated medical facilities to be located on property at 200 Pennsylvania Avenue (“Application”); and

WHEREAS, on March 28, 2023, the Commission granted the Application and allocated capacity to the Applicant in the amount of 75,000 gpd pursuant to the Regulation; and

WHEREAS, Section II.1 of the Regulation states that a successful applicant must apply for all necessary land use approvals and provide proof of such application within 12 months of the expiration of the appeal period of a capacity allocation, and that failure to comply with that section results in termination of the allocation and that the allocation shall thereafter be considered null and void; and

WHEREAS, at the Commission meeting of February 27, 2024, the Applicant, through its counsel, requested an extension of one year to secure, and not merely apply for, all necessary land use approvals pursuant to the Regulation. The Applicant acknowledged that the purpose of the one year extension was to allow the Applicant to secure all necessary land use approvals, and that if it failed to do so the allocation would terminate and be considered null and void; and

WHEREAS, at the February 27, 2024 meeting the Commission approved the Applicant’s request for a one year extension, until March 28, 2025, to secure all necessary land use approvals; and

WHEREAS, on March 3, 2025, the Applicant, through its counsel, wrote to the Commission requesting a further extension of one year through April 1, 2026, stating that medical issues prevented the Applicant from complying with the one year extension granted on February 27, 2024; and

WHEREAS, as of March 3, 2025, the Applicant has secured no land use approvals, has applied only for a text amendment to the East Lyme Zoning Regulations, and has not applied to the Inland Wetlands Agency or to the Zoning Commission for site plan approval; and

WHEREAS, the March 3, 2025 letter is the only communication received by the Commission or its staff from the Applicant since the February 27, 2024 extension was granted; and

WHEREAS, based on the foregoing the Commission finds that:

1. The Applicant has not applied for all necessary land use approvals in compliance with Section II.1 of the Regulation,
2. The Applicant has not complied with the terms of one year extension granted on February 27, 2024, and which ends on March 28, 2025.
3. Based on the representations in its March 3, 2025 letter, the Applicant cannot comply with the terms of the February 27, 2024 extension by March 28, 2025.
4. The Commission finds that good cause exists to grant the Applicant a further extension of time to secure all necessary land use approvals.

BE IT THEREFORE RESOLVED, that the East Lyme Water and Sewer Commission, acting as the Town's Water Pollution Control Authority, pursuant to the Regulation and based on a review of evidence in the record as set forth herein, hereby grants an extension of one year, until March 30, 2026, for the Applicant Pelletier-Niantic, LLC, to secure all necessary land use approvals as required by Section II.1 of the Regulation. If the Applicant fails to secure all necessary land use approvals on or before March 30, 2026, the allocation shall terminate and be considered null and void effective March 31, 2026.

PELLETIER-NIANTIC, LLC
TERMINATION OF SEWER TREATMENT CAPACITY ALLOCATION
MARCH 25, 2025

WHEREAS, on January 19, 2023, Pelletier-Niantic, LLC ("Applicant") filed with the East Lyme Water and Sewer Commission ("Commission") an application for determination of sewer capacity pursuant to General Statutes 7-246a(a)(1) and the East Lyme Regulation entitled "Applications for Determination of Sewer Capacity Pursuant to General Statutes §7-246a(a)(1)" ("Regulation"), seeking an allocation of 110,000 gallons per day ("gpd") of sewer capacity for a proposed multi-building designed for assisted living and associated medical facilities to be located on property at 200 Pennsylvania Avenue ("Application"); and

WHEREAS, on March 28, 2023, the Commission granted the Application and allocated capacity to the Applicant in the amount of 75,000 gpd pursuant to the Regulation; and

WHEREAS, Section II.1 of the Regulation states that a successful applicant must apply for all necessary land use approvals and provide proof of such application within 12 months of the expiration of the appeal period of a capacity allocation, and that failure to comply with that section results in termination of the allocation and that the allocation shall thereafter be considered null and void; and

WHEREAS, at the Commission meeting of February 27, 2024, the Applicant, through its counsel, requested an extension of one year to secure, and not merely apply for, all necessary land use approvals pursuant to the Regulation. The Applicant acknowledged that the purpose of the one year extension was to allow the Applicant to secure all necessary land use approvals, and that if it failed to do so the allocation would terminate and be considered null and void; and

WHEREAS, at the February 27, 2024 meeting the Commission approved the Applicant's request for a one year extension, until March 28, 2025, to secure all necessary land use approvals; and

WHEREAS, on March 3, 2025, the Applicant, through its counsel, wrote to the Commission requesting a further extension of one year through April 1, 2026, stating that medical issues prevented the Applicant from complying with the one year extension granted on February 27, 2024; and

WHEREAS, as of March 3, 2025, the Applicant has secured no land use approvals, has applied only for a text amendment to the East Lyme Zoning Regulations, and has not applied to the Inland Wetlands Agency or to the Zoning Commission for site plan approval; and

WHEREAS, the March 3, 2025 letter is the only communication received by the Commission or its staff from the Applicant since the February 27, 2024 extension was granted; and

WHEREAS, based on the foregoing the Commission finds that:

1. The Applicant has not applied for all necessary land use approvals in compliance with Section II.1 of the Regulation,
2. The Applicant has not complied with the terms of one year extension granted on February 27, 2024, and which ends on March 28, 2025.
3. Based on the representations in its March 3, 2025 letter, the Applicant cannot comply with the terms of the February 27, 2024 extension by March 28, 2025.
4. The Commission finds that good cause does not exist to grant the Applicant further extensions of time to apply for or secure all necessary land use approvals.
5. Pursuant to Section II.1 of the Regulation, the allocation of 75,000 gpd of treatment capacity granted to the Applicant on March 28, 2023 shall terminate effective March 29, 2025 and shall be considered null and void.

BE IT THEREFORE RESOLVED, that the East Lyme Water and Sewer Commission, acting as the Town's Water Pollution Control Authority, pursuant to the Regulation and based on a review of evidence in the record as set forth herein, hereby declares that the allocation of 75,000 gpd of sewer treatment capacity granted to the Applicant Pelletier-Niantic, LLC dated March 28, 2023, shall terminate effective March 29, 2025 and shall be considered null and void.

TO: Water & Sewer Commission
FROM: Joe Bragaw – Director of Public Works
CC: Dan Cunningham – First Selectman/Chairman W&S Commission
Kevin Gervais – Director of Finance
Ben North – Chief Operating Officer
DATE: March 19, 2025
SUBJECT: 2025 Sewer Budget & Rates Discussion

Back in the fall of 2024, we discussed moving the annual rate hearing up going forward to the same time as the budget approval at the April Water & Sewer meeting. This makes more sense as the rates are directly impacted by the approval of the operating budget. We are also targeting moving to quarterly billing with the November 2026 bill. This would mean we would have to change the format of the rate sheet next April 2026 to reflect quarterly billing. We don't anticipate the need for a fall rate hearing going forward.

Attached with this memo are the following Sewer documents:

1. FY 24-25 Adopted Expenditures, FY 25-26 Proposed Expenditures
2. Pie Charts of the FY 24-25 & FY 25-26 Budgets
3. FY 24-25 Adopted Revenues, FY 25-26 Proposed Revenues
4. Pie Charts of the FY 24-25 & FY 25-26 Revenues
5. Analysis of Actual and Projected Sewer Revenues & Rates
6. Proposed Sewer Rate Sheet
7. Sewer Vehicle & Equipment Replacement Plan

These are a highlight of those documents:

OPERATING BUDGET

- We are proposing an 8.21% sewer budget increase (or \$238,362) more than FY 24-25
- Some of the line items of significance in the proposed budget include;
 - As of the end of this FY, we will have fully paid off the \$1.1M debt to the sewer assessment fund that we incurred over 12 years ago. This is a big step going forward.
 - We are looking to increase the capital reserve/depreciation line from \$100k to \$400k as we need to start building this line as our system ages.
 - We created more specific benefit line items instead of just having one Personnel benefits line to track our costs more in line with how the Town is doing it with the new Munis financial software.
 - The treatment line is down 21% because our flows are down relative to NL and Waterford flows, so our percentage of the plant's costs have gone down a few percentage points. Our flows are down this year as well so that trend should hopefully continue. These savings allowed us to ramp up the capital reserve line
 - We are seeing pressure on the electricity and chemical lines so that is why they are up 11 and 14.3%, respectively.

WATER & SEWER COMMISSION

MAR 25 2025

AGENDA# 10

- The legal and accounting line needs to be increased due to the greater need for legal support with all of the capacity questions along with higher audit costs associated with the town catching up on their past audits
- We increased the meter usage payment from \$80,500 (we have had the same amount in the budget now for a number of years) to \$88,550 (a 10% increase). This is sewer's payment to water for maintaining the meters and providing all the billing services for sewer.
- And lastly, we have added a Debt payment line of \$100k as we anticipate taking out a loan to pay for the vacuum truck, the underground storage tank project and other major upgrades to some of the large pump stations.

OPERATING REVENUES

- We are trying to rely less on using Sewer assessment funds to help fund the operating budget. This can be seen by dropping the charge for the sewer admin from 75% to 50% funded by sewer assessment along with assuming less ongoing capital contribution from the SAF.
- We are seeing the prison-monthly revenues going up which helps with the overall revenue projections
- As you can see, the bi-annual town billing and the monthly prison revenues comprise 90% of all sewer revenues.

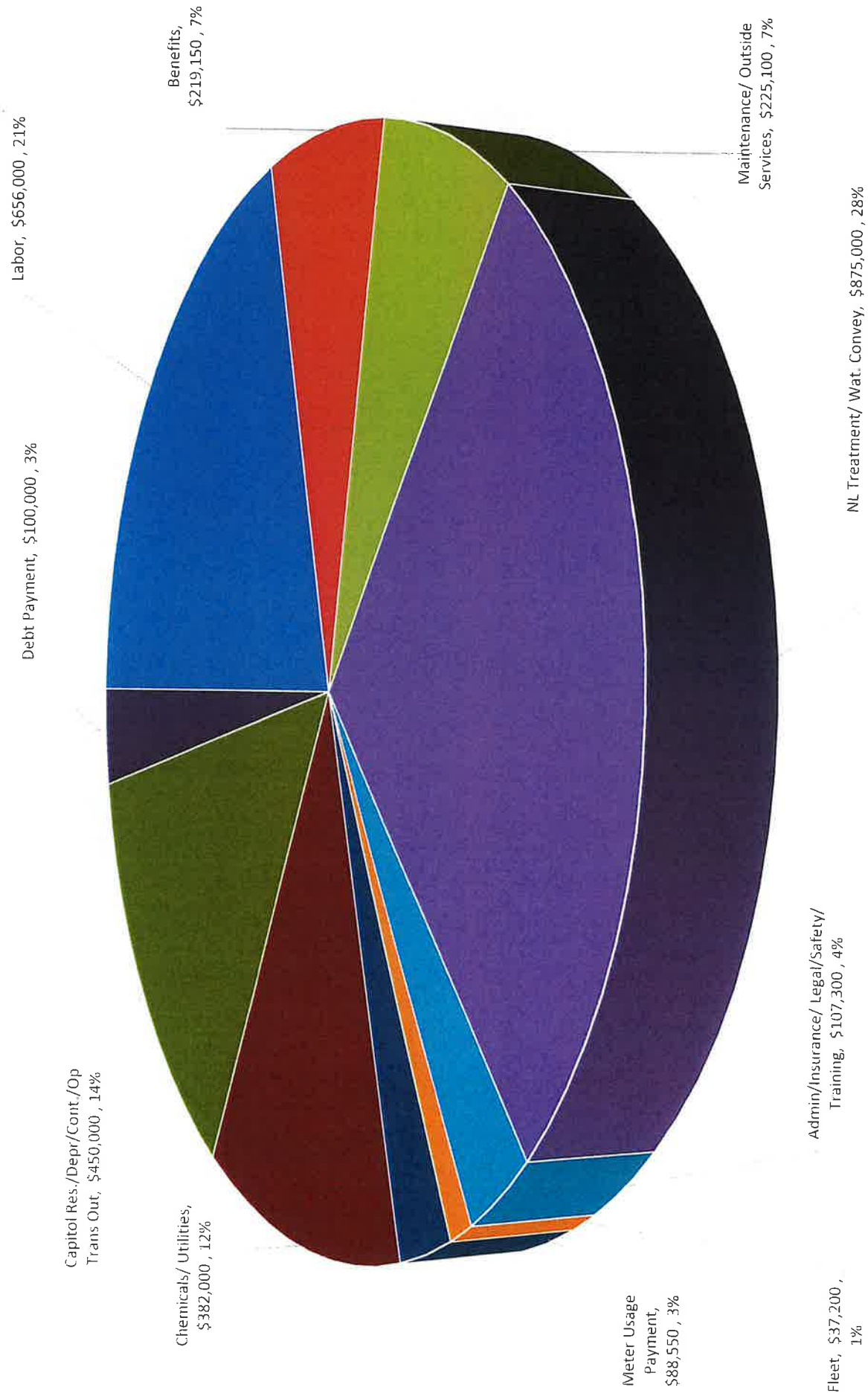
PROJECTED RATE INCREASES

- We are looking to increase the bottom level rates by 3.5% and the top line rate by 5%
- The proposed rate sheet that would need to be posted on the website and in the NL Day at least 10 calendar days before our rate hearing is attached with these documents

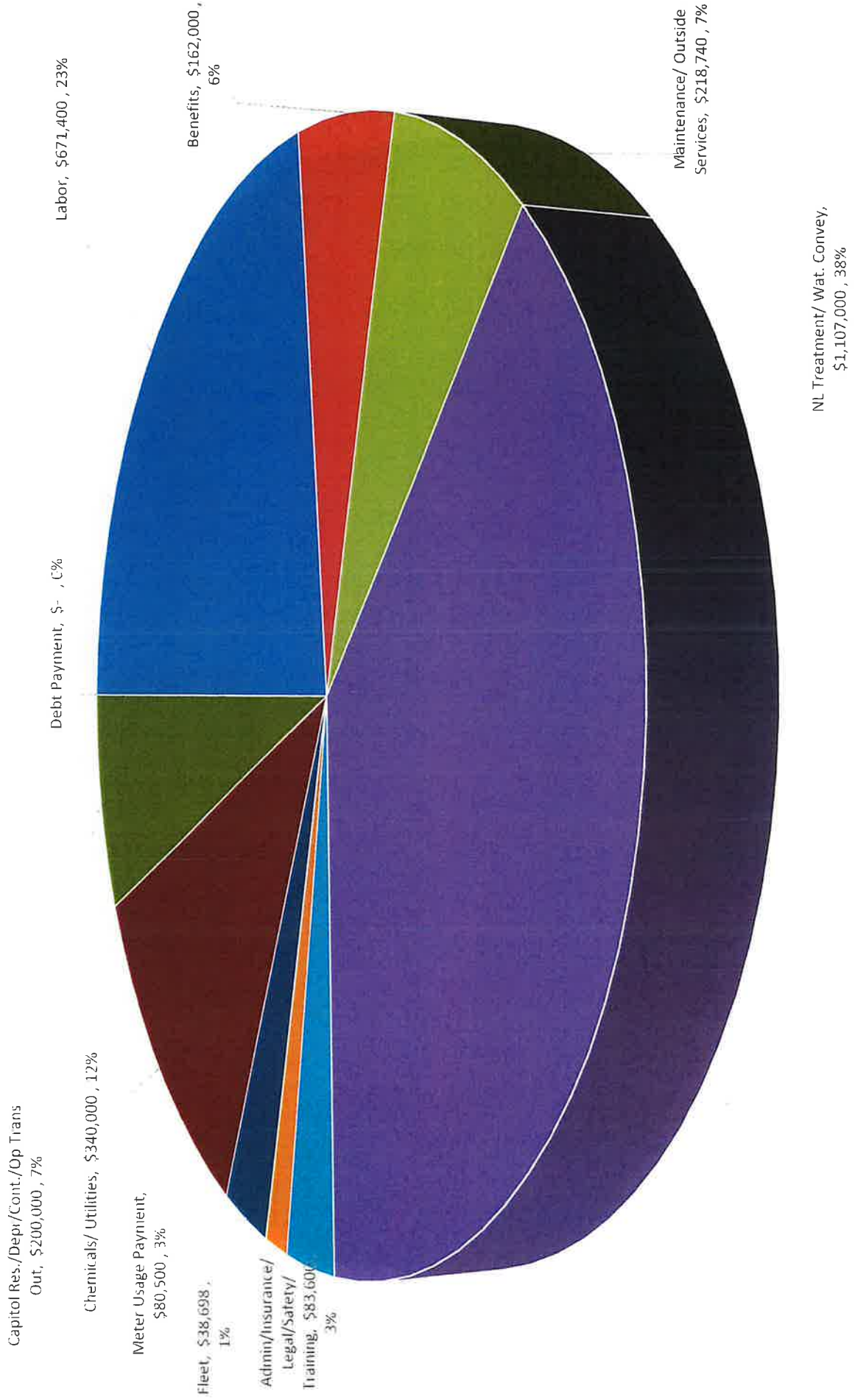
OTHER ASSUMPTIONS/RECOMMENDATIONS

- We need to replace one of our utility body trucks (33EL) which is now 19 years old and is in poor condition. We would sell the truck once we get the replacement.
- Our recommendation will be to take the cost of the new truck (which will be about \$85k) out of sewer assessment. If the Commission would rather run it through the budget, we will have to add it to the proposed budget.
- I have attached our vehicle and equipment acquisition/replacement plan for your information.
- Staff believes we need to add a minimum usage rate for sewer like the water rates has. If we want to do this, we will need to amend the ordinance which requires a town meeting and BOS approval.
- We are also planning on working on a 10-year sewer capital plan that should approved annually by the Commission. We can work with the Capitol Improvement subcommittee to help move this document forward.

FY 25-26 Proposed Sewer Budget



FY 24-25 ACTUAL SEWER BUDGET



TOWN OF EAST LYME SEWER DEPT

FY 24-25 CURRENT OPERATING EXPENDITURES, FY 25-26 PROPOSED BUDGET



Line Item Description	Munis Org #	Munis Obj #	Adptd Budget FY 24-25	Prop Budget FY 25-26	Diff - FY 24-25		Comments
					Amt	%	
FICA/Medicare	6001000	52200	\$ 47,800	\$ 48,100	\$ 300	0.63%	
Vehicle - lease Payment	6001000	54420	\$ 1,498	\$ -	\$ (1,498)	0.00%	no more payments
Field Salaries & Wages	6001001	51619	\$ 335,100	\$ 354,600	\$ 19,500	5.82%	new union contract this year
Overtime - Field Staff	6001001	51630	\$ 60,800	\$ 41,300	\$ (19,500)	-32.07%	no longer stipends in OT
Stipends/Longevity	6001001	51905	\$ -	\$ 20,450	\$ 20,450		\$50/day-365 days/yr
Life & LTD Insurance	6001001	52100	\$ -	\$ 1,800	\$ 1,800		
Personnel Benefits	6001001	52200	\$ 162,000	\$ -	\$ (162,000)	0.00%	
Workers Comp	6001001	52700	\$ -	\$ 19,100	\$ 19,100		3.5% increase
Health/Dental	6001001	52800	\$ -	\$ 153,300	\$ 153,300		9% increase in Health plan
Pension/Retirement	6001001	52905	\$ -	\$ 24,500	\$ 24,500		
Maint. of Pump St Equip	6001001	54302	\$ 85,000	\$ 85,000	\$ -	0.00%	
Maint of Wet Wells	6001001	54304	\$ 70,000	\$ 70,000	\$ -	0.00%	
Maint of System	6001001	54306	\$ 13,000	\$ 15,000	\$ 2,000	15.38%	
I/I Improvements	6001001	54307	\$ 2,000	\$ 3,000	\$ 1,000	50.00%	
Treatment Plnt & Sys Fee	6001001	54308	\$ 1,107,000	\$ 875,000	\$ (232,000)	-20.96%	lower NL & Waterford costs
Vehicle Maintenance	6001001	54309	\$ 9,000	\$ 10,000	\$ 1,000	11.11%	
Maintenance of O&M	6001001	54313	\$ 16,640	\$ 18,000	\$ 1,360	8.17%	
Telephones	6001001	55300	\$ 5,900	\$ 5,900	\$ -	0.00%	
Materials & Supplies	6001001	56100	\$ 11,500	\$ 12,500	\$ 1,000	8.70%	
Chemicals	6001001	56195	\$ 140,000	\$ 160,000	\$ 20,000	14.29%	increased chemical costs
Utilities	6001001	56205	\$ 200,000	\$ 222,000	\$ 22,000	11.00%	increased eversource costs
Fleet & Facility Fuel	6001001	56270	\$ 28,200	\$ 27,200	\$ (1,000)	-3.55%	cheaper fuel prices
Admin Salaries & Wages	6001002	51619	\$ 227,700	\$ 212,000	\$ (15,700)	-6.90%	no more DPWD 20% cost
Outside Services	6001002	53010	\$ 32,100	\$ 34,100	\$ 2,000	6.23%	add adp costs
Training	6001002	53220	\$ 4,000	\$ 6,000	\$ 2,000	50.00%	increased training costs
Legal & Accounting	6001002	53420	\$ 18,300	\$ 29,800	\$ 11,500	62.84%	increased legal costs, x2 audit
LAP Insurance	6001002	55200	\$ 41,400	\$ 41,700	\$ 300	0.72%	5% inc per KG
Supplies & Misc	6001002	56100	\$ 2,500	\$ 2,500	\$ -	0.00%	
Uniforms/safety equip	6001002	56101		\$ 8,900	\$ 8,900		safety boots, ppe, uniforms
Meter Usage Payment	6001003	54370	\$ 80,500	\$ 88,550	\$ 8,050	10.00%	10% increase
Contingency	6001003	55915	\$ 50,000	\$ 50,000	\$ -	0.00%	
Debt Payment		58790	\$ -	\$ 100,000	\$ 100,000		start of bond payment
Capitol Reserve/Dep.	6001003	59030	\$ 100,000	\$ 400,000	\$ 300,000	300.00%	need to build up
Op Transfer Out	6001003	59105	\$ 50,000	\$ -	\$ (50,000)	0.00%	loan paid off in FY 24-25
			\$ 2,901,938	\$ 3,140,300	\$ 238,362	8.21%	
Presently due to SAF	\$ 324,806						Buy new utility truck out of sewer assessment - \$85k
SAF after this year pay	\$ -						

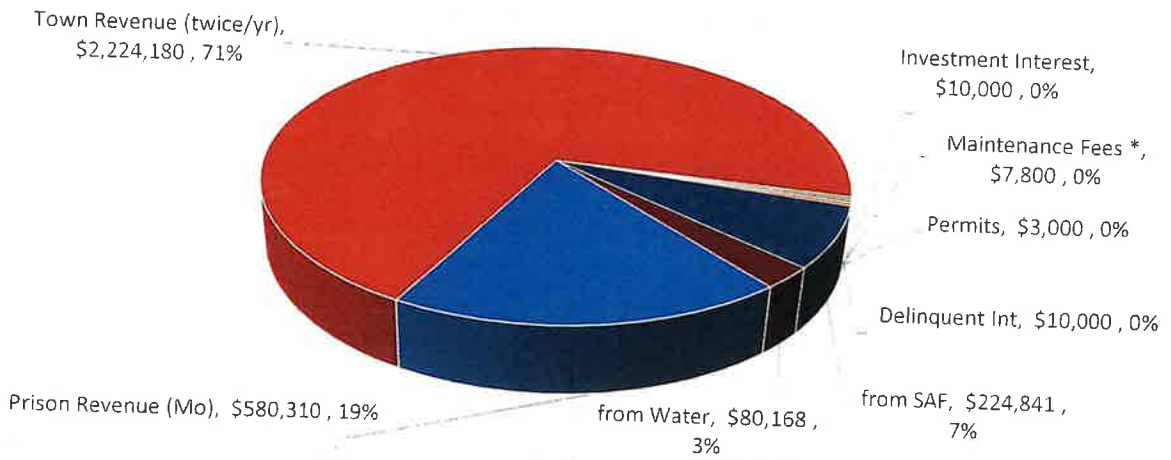


TOWN OF EAST LYME

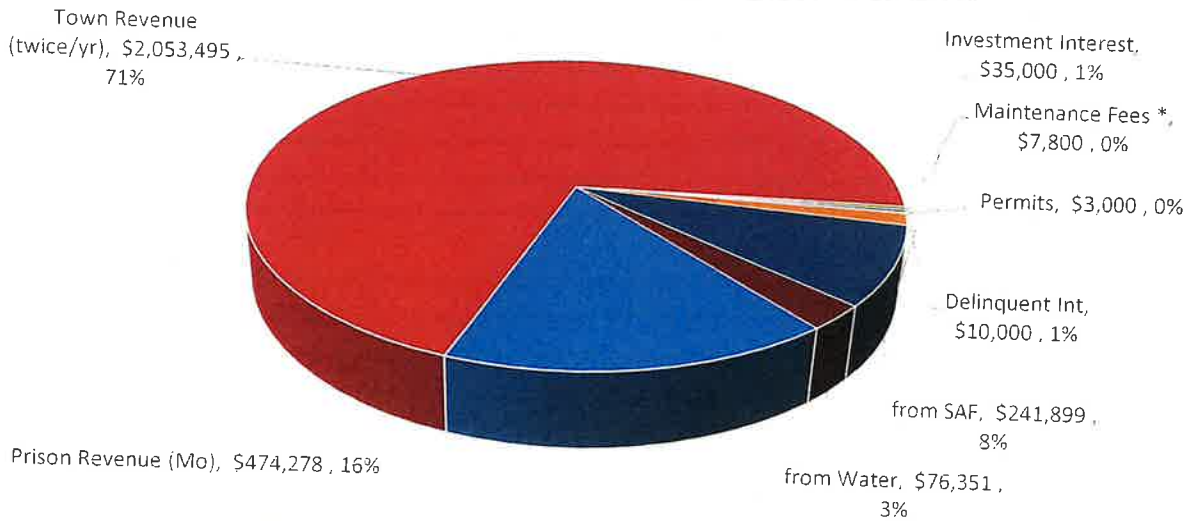
SEWER DEPARTMENT BUDGET REVENUES (Account 06)

	Munis Line #	FY 22-23 Actual	FY 23-24 Actual	FY 24-25		FY 25-26 Proposed	Diff from FY 24-25	Comments
				Budgeted	YTD			
Inter govt Rev		\$ -	\$ -	\$ -	\$ -	\$ -	\$ -	
Metered Sewer Service	49600	\$ 420,145	\$ 452,958	\$ 474,278	\$ 270,828	\$ 580,310	\$ 106,032	
Metered (Water) Sew. Serv	49601	\$ 1,927,214	\$ 2,040,781	\$ 2,053,495	\$ 1,175,345	\$ 2,224,180	\$ 170,685	
Delinquent Int	49602	\$ 601	\$ 10,722	\$ 10,000	\$ 4,451	\$ 10,000	\$ -	
Subtotal		\$ 2,347,960	\$ 2,504,461	\$ 2,537,773	\$ 1,450,625	\$ 2,814,491	\$ 276,718	
Misc Admin Fees	49615	\$ -	\$ 294			\$ -	\$ -	
Inspection Fees (Billed)	49611	\$ 7,038	\$ -	\$ -	\$ -	\$ -	\$ -	
Maintenance Fees *	49612	\$ 8,217	\$ 8,029	\$ 7,800	\$ 4,313	\$ 7,800	\$ -	
Permits	49613	\$ 2,505	\$ 80	\$ 3,000	\$ 1,890	\$ 3,000	\$ -	
Investment Interest	46101		\$ 15,524	\$ 35,000	\$ 1	\$ 10,000	\$ (25,000)	
Misc	48991	\$ 950	\$ 4,964	\$ -	\$ 266	\$ -	\$ -	
Operating Transfers In	49100	\$ 275,673	\$ 80,683	\$ 318,250	\$ -	\$ 305,009	\$ (13,241)	
		\$ 2,642,342	\$ 2,614,034	\$ 2,901,823	\$ 1,457,095	\$ 3,140,300	\$ 238,477	
		\$ 2,564,438		\$ 337,385	56%	\$ 3,140,300	Projected Budget	
		\$ -		\$ -		\$ 0	Capital Contr from SAF	
OPERATING TRANSFERS IN		FY 22-23	FY 23-24	FY 24-25	Comments	FY 25-26		
		\$ 53,279	\$ 53,279	\$ 57,291	Sewer Admin Salary	\$ 63,356	\$ -	
		\$ -	\$ -	\$ -	buyout	\$ -	\$ -	
		\$ 4,076	\$ 4,076	\$ 4,383	fica	\$ 4,847	\$ -	60%
		\$ -	\$ 200	\$ 200	longevity	\$ 200	\$ -	85,000.00
		\$ 26,192	\$ 25,716	\$ 25,512	Benefits	\$ 27,874	\$ -	51,000.00
		\$ 83,547	\$ 83,271	\$ 87,386	Salary + benefits	\$ 96,276	\$ -	Depreciation Cost
		75%	75%	75%	% charged to Sewer assess	50%	\$ 25,703	
		\$ 62,660	\$ 62,453	\$ 65,539	SAF Portion of Sewer Admin	\$ 48,138	\$ -	100,000
		\$ 125,000	\$ 176,360	\$ 176,360	Capital Contr from SAF	\$ 176,703	\$ -	125,703
		\$ 187,660	\$ 238,813	\$ 241,899	Total from SAF	\$ 224,841	\$ -	176,703
		\$ 67,329	\$ 72,715	\$ 76,351	backwash revenue from water	\$ 80,168	\$ -	5% incr. from FY 24-25
		\$ 254,989	\$ 311,528	\$ 318,250	total for op. transfers in	\$ 305,009	\$ -	

FY 25-26 PROPOSED SEWER REVENUES



FY 24-25 ACTUAL SEWER REVENUES



TOWN OF EAST LYME

SEWER DEPARTMENT BUDGET (Account 06)



ACTUAL & ESTIMATED REVENUES FOR METERED SERVICE

FY 23-24			FY 24-25		FY 24-25			FY 25-26	
Actual Billings			Budgeted Billings		Actual Billings			Budgeted Billings	
PRISONS		TOWN	PRISONS	TOWN	PRISONS		TOWN	PRISONS	TOWN
Rate Change	Prisons 5.00% Rate inc for	Town 5.00%	this is from the proposed budget in April 2024		Rate Change	Prisons 6.00% Rate inc for	Town 6.00% 8.1%	Prisons 5.00%	Town 3.50%
Jul - P	\$ 37,833		\$ 39,725		Jul - P	\$ 45,701		\$ 47,986	
Aug - P	\$ -		\$ 39,725		Aug - P	\$ 48,671		\$ 51,104	
Sept - P	\$ 38,955		\$ 40,902		Sept - P	\$ 47,554		\$ 49,931	
Oct - P	\$ 34,880		\$ 36,624		Oct - P	\$ 36,624		\$ 45,216	
Nov - Town	\$ -	\$ 1,146,614	\$ -	\$ 1,167,735	Nov - Town	\$ -	\$ 1,167,735	\$ -	\$ 1,264,054
Nov - P	\$ 41,928		\$ 44,024		Nov - P	\$ 44,024		\$ 45,537	
Dec - P	\$ 38,633		\$ 40,565		Dec - P	\$ 40,565		\$ 44,595	
Jan - P	\$ 39,587		\$ 41,962		Jan - P	\$ 41,962		\$ 44,933	
Feb - P	\$ 41,564		\$ 44,058		Feb - P	\$ 44,058		\$ 47,177	
Mar - P	\$ 32,862		\$ 39,694		Mar - P	\$ 39,694		\$ 37,300	
Apr - P	\$ 54,361		\$ 36,925		Apr - P	\$ 36,925		\$ 61,702	
May - P	\$ 48,655		\$ 35,037		May - P	\$ 35,037		\$ 55,226	
May - Town	\$ -	\$ 894,097	\$ -	\$ 885,760	May - Town	\$ -	\$ 938,906	\$ -	\$ 966,520
Jun - P	\$ 43,701		\$ 35,037		Jun - P	\$ 35,037		\$ 49,603	
PEOY Rev	\$ 452,958	\$ 2,040,711	\$ 474,278	\$ 2,053,495	PEOY Rev	\$ 495,850	\$ 2,106,641	\$ 580,310	\$ 2,230,574
Total Rev		\$ 2,493,669		\$ 2,527,773	Total Rev		\$ 2,602,491		\$ 2,810,885
			\$ 232,713					\$ 823,102 \$ 1,264,054	

RATES

Rates per 1000 gal	11/18	11/19	11/20	11/21	11/22	11/23	11/24	4/25	
up to 200k gal over 6 mo per	\$ 7.90	\$ 8.10	\$ 8.35	\$ 8.65	\$ 9.34	\$ 9.90	\$ 10.70	\$ 11.07	3.5%
up to 2.5m gal over 6 mo per	\$ 7.90	\$ 7.90	\$ 8.35	\$ 8.65	\$ 9.34	\$ 10.27	\$ 11.11	\$ 11.50	3.5%
up to 2.5m gal over 6 mo per	\$ 8.59	\$ 8.80	\$ 9.07	\$ 9.39	\$ 10.14	\$ 11.15	\$ 12.27	\$ 12.88	5.0%
unmetered/ 60 mo	\$ 207.75	\$ 213.20	\$ 219.60	\$ 227.29	\$ 245.47	\$ 260.20	\$ 281.02	\$ 290.86	
Rate Change	0.00%	2.50%	3.00%	3.50%	8.00%	5.00%	8.10%	3.50%	
Inspection -during hrs	\$ 70	\$ 75	\$ 75	\$ 80	\$ 100	\$ 110	\$ 120	\$ 125	
Inspection - after hrs	\$ 105	\$ 112	\$ 112	\$ 115	\$ 125	\$ 135	\$ 180	\$ 180	
Permit App Res	\$ 100	\$ 105	\$ 110	\$ 125	\$ 150	\$ 150	\$ 150	\$ 175	
Mult-fam	\$ 200	\$ 210	\$ 220	\$ 250	\$ 275	\$ 300	\$ 300	\$ 325	
Ind.	\$ 500	\$ 525	\$ 550	\$ 600	\$ 600	\$ 700	\$ 700	\$ 725	
Demolition	\$ 50	\$ 55	\$ 60	\$ 70	\$ 75	\$ 80	\$ 100	\$ 100	

**TOWN OF EAST LYME
WATER AND SEWER COMMISSION
NOTICE OF PROPOSED SEWER RATES**

NOTICE IS HEREBY GIVEN of a public hearing to be held by the East Lyme Water and Sewer Commission on Tuesday **April 22, 2025**; to consider proposed revisions to the rates and charges for connection to and the use of the East Lyme Sewerage System. This hearing will occur at the East Lyme Town Hall at 108 Pennsylvania Ave in Niantic immediately following the water rates hearing which is scheduled for 6:30pm.

The proposed sewer rates and charges are as follows;

SCHEDULE I – RATES FOR USAGE based on meter readings at six-month intervals.

	<u>Rate (bold is proposed)</u>
Up to 200,000 gallons per six-month period (3.5% inc.)	(\$11.07) \$10.70/1,000 gallons
Up to 2,500,000 gallons per six-month period (3.5% inc.)	(\$11.50) \$11.11/1,000 gallons
2,500,000 gallons and over per six-month period (5% inc.)	(\$12.88) \$12.27/1,000 gallons
Unmetered, per six-month period (3.5% inc.)	(\$290.86) \$281.02

SCHEDULE II – MISCELLANEOUS SEWER CHARGES

Application for Connection Permit	
Class 'A'- Residential	(\$175) \$150
Class 'B'- Multi Family and Commercial	(\$325) \$300
Class 'C'- Industrial	(\$725) \$700
Demolition/Disconnect-Any Class	\$100
Sale of Stocked Material	Cost, incl. shipping, plus 15% admin fee
Inspection Services	
During Normal Working Hours	(\$125) \$120/hour
After Normal Working Hours	\$180/hour

These proposed rates and charges would become effective on **June 1, 2025** if approved. Rates for usage shall be payable at six-month intervals. All other rates shall be payable at the time services are rendered.

The owners of properties against which the proposed rates and charges are to be levied and other interested persons are invited to attend and be heard.

Dated at East Lyme, Connecticut on this **27th day of March 2025**

EAST LYME WATER AND SEWER COMMISSION

Dan Cunningham, W&S Commission Chair

EL SEWER DEPT - Vehicle Acquisition Program

Line Item # 06-01-200-100-007

Desc.	Pat W	Rick	Utility Body	valve ex & vac. tr	Ford Escape	Utility Body	Utility Body
Purch Yr	2015	2019	2020	2020	2020	25-26	27-28
Plate #	45EL	43EL	35EL		Util Eng Veh	33EL	45EL
Total Cost			\$ 41,000	\$ 63,400	\$ 23,700	\$ 85,000	\$ 90,000
Payment	\$ 853.89	\$ 881.99	\$ 707	\$ 571	\$ 213		
Int Rate			3.05%	\$ 1,141	\$ 426		
				3.05%			

pay from saf

PAYMENTS

FY	Pat W	Rick	Koby	valve ex & vac. tr	Ford Escape	Utility Body	Utility Body	FY	Budgeted Amount
18-19	\$ 10,247	\$ 9,702	11					18-19	\$ 19,949
19-20	\$ 1,708	\$ 10,584	12	\$ 16,397				19-20	\$ 28,688
20-21		\$ 10,584	12	\$ 17,945				20-21	\$ 28,529
21-22		\$ 10,584	12	\$ 17,974				21-22	\$ 28,558
22-23		\$ 10,584	12	\$ 17,974				22-23	\$ 28,558
23-24		\$ 882	1	\$ 17,974				23-24	\$ 18,856
24-25				\$ 1,497.84				24-25	\$ 1,498
25-26								25-26	\$ -
26-27								26-27	\$ -

EXISTING SEWER DEPARTMENT VEHICLES

Plate #	Year	Make	Model	Veh #	Paid Off	Repl Yr	Purpose
EL33	2006	Chevy	Util Bdy	1	paid off	2024	spare - looking to replace in FY 25-26 - will be sold
EL35	2020	Ford	Util Bdy	2	paid off	2032	Primarily used by Koby Cunningham
EL39	2022	Ford	F350 PU	6	paid off	2034	Primarily used by Pat Wilson, was paid entirely from SAF - has plows
EL42	1994	Int.	Jetter	4	paid off	-	Used sporadically to clean out sewer lines
EL43	2019	Ford	F350 PU	5	paid off	2031	Used by Utility Superintendent - Rick Pape - has plows
EL45	2015	GMC	Sierra	6	paid off	2027	Primarily used by Brian Monk - has a plow, when we get new 33, this will be the spare truck
EL97	2022	Ford	F550 serv tr		paid off	2032	Primarily used by PJ Levanti, paid off from SAF
	2025						Vac truck

EAST LYME WATER EXPENSES - FY25 AND FY26 PROPOSED

ACCOUNT DESCRIPTION	ACCOUNT	FY25 ADOPTED	FY26 PROPOSED	% INC/DEC	COMMENTS
PW, FINANCE DIR & UTL ENG SAL	51618	\$ 245,600	\$ 224,000	-8.79%	DEPUTY PUBLIC WORKS DIRECTOR RETIRED
FIELD PERSONNEL SALARIES	51619	\$ 691,000	\$ 727,000	5.21%	
ADMIN ASSISTANT SALARY	51625	\$ 80,900	\$ 86,000	6.30%	
FIELD PERSONNEL OVERTIME	51630	\$ 92,800	\$ 62,500	-32.65%	MOVING STIPENDS INTO SEPARATE LINE
STIPENDS/LONGEVITY	51905	\$ -	\$ 30,800		
LIFE & LTD INSURANCE	52100	\$ -	\$ 2,400		
FICA/ MEDICARE	52200	\$ 85,000	\$ 84,100	-1.06%	
EMPLOYEE BENEFITS & PENSIONS	52250	\$ 343,000	\$ -	-100.00%	MOVING BENEFITS INTO SEPARATE LINES
WORKERS COMP INSURANCE	52700	\$ -	\$ 14,900		
HEALTH/DENTAL	52800	\$ -	\$ 324,300		
PENSION & RETIREMENT	52905	\$ -	\$ 49,000		
OUTSIDE SERVICES	53010	\$ 183,790	\$ 206,016	12.09%	
NEW SERVICES	53500	\$ 10,000	\$ 10,000	0.00%	
NEW METERS	53520	\$ 15,000	\$ 15,000	0.00%	
INTERCONNECTION	53521	\$ 100,440	\$ 30,000	-70.13%	USING LESS NEW LONDON WATER
PUMP STATION MAINTENANCE	54302	\$ 25,000	\$ 20,000	-20.00%	INCLUDED IN CAPITAL LINE
MAINTENANCE OF WELLS	54304	\$ 175,000	\$ 188,220	7.55%	
VEHICLE MAINTENANCE	54309	\$ 11,000	\$ 15,000	36.36%	AGING FLEET, INCREASED COST OF PARTS
MAINTENANCE OF HYDRANTS	54311	\$ 5,000	\$ 6,000	20.00%	
MAINTENANCE OF TRANSMISSION	54312	\$ 120,000	\$ 120,000	0.00%	
MAINTENANCE OF O&M	54313	\$ 16,640	\$ 17,500	5.17%	
VEHICLE ACQUISITION PAYMENT	54421	\$ 88,255	\$ 97,579	10.56%	INCREASED VEHICLE COSTS
PROPERTY LIABILITY INSURANCE	55200	\$ 26,700	\$ 29,000	8.61%	
CONTINGENCY	55915	\$ 100,000	\$ 100,000	0.00%	
CHEMICALS	56195	\$ 400,000	\$ 400,000	0.00%	
ELECTRICITY	56220	\$ 390,000	\$ 440,000	12.82%	INCREASED ELECTRIC RATE, COMBINED BENEFIT CH
FUEL - UNLEADED/DIESEL	56270	\$ 39,000	\$ 40,500	3.85%	
TOOLS & EQUIPMENT	57310	\$ 10,000	\$ 10,000	0.00%	
COMMUNICATIONS EQUIPMENT	57320	\$ 9,000	\$ 10,500	16.67%	MORE TABLETS FOR FIELD CREWS
BONDS INTEREST	58320	\$ 306,602	\$ 759,159	147.60%	
BONDS PRINCIPAL	58790	\$ 693,942	\$ 278,274	-59.90%	DEBT PAYMENTS
TRAINING	58900	\$ 25,400	\$ 14,700	-42.13%	UNIFORMS AND SAFETY EQUIPMENT SEPARATED
UNIFORMS/SAFETY EQUIP		\$ -	\$ 12,100		
OPERATING TRF OUT SAF	59020	\$ 70,000	\$ 70,000	0.00%	
CAPITAL	59030	\$ 200,000	\$ 200,000	0.00%	
CAPITAL RESERVE		\$ -	\$ 461,359		
TRANSFER IN/OUT BACKWASH PA	59105	\$ 76,351	\$ 80,168	5.00%	
TOTAL OPERATING BUDGET INCREASE		\$ 4,635,420	\$ 4,774,716	3.01%	
TOTAL EXPENSES INCREASE		\$ 4,635,420	\$ 5,236,075	12.96%	

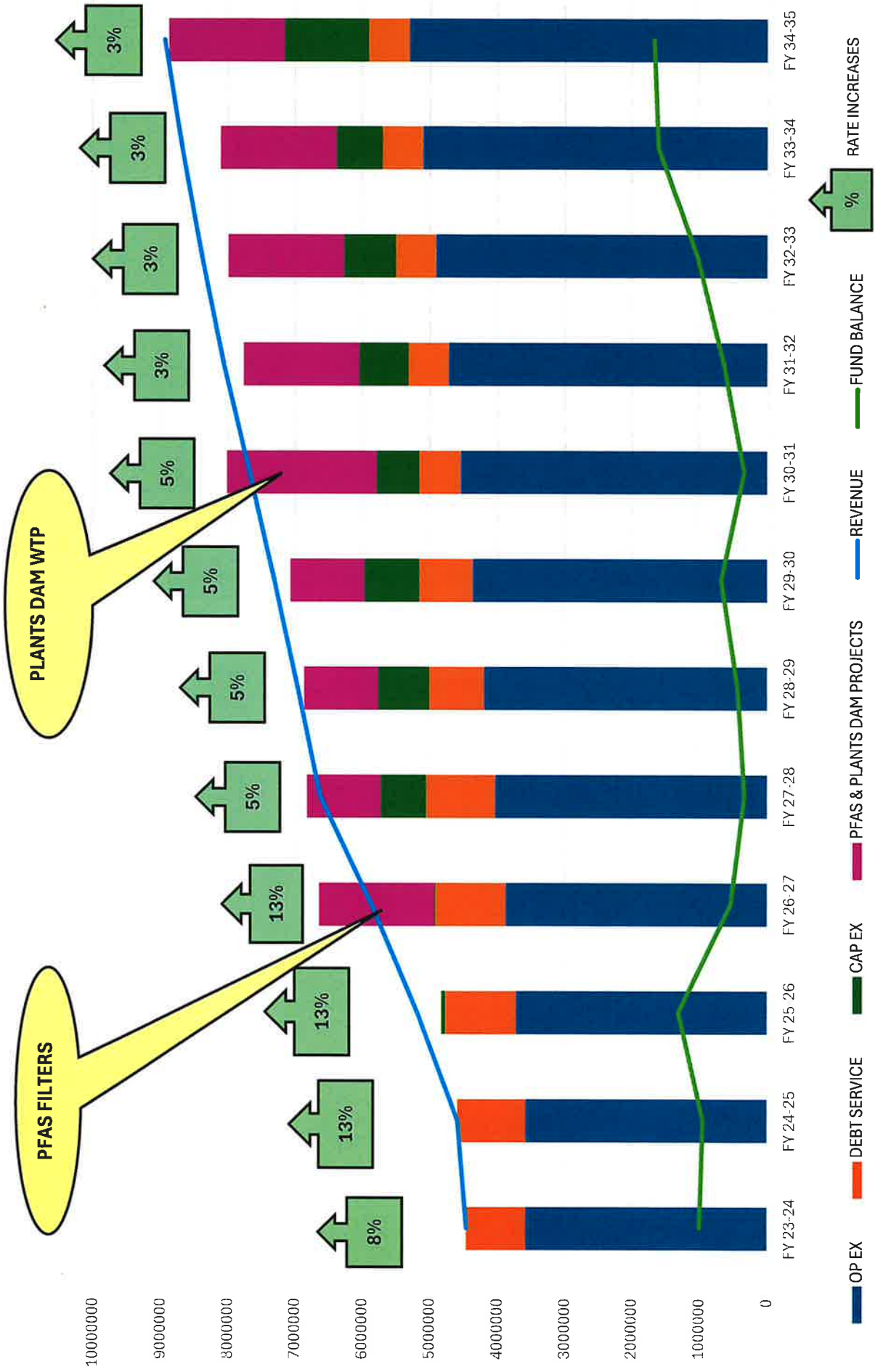
EAST LYME WATER REVENUE - FY25 AND FY26 PROPOSED

Object	Account Description	FY25 BUDGETED	FY25 YTD	FY25 EXPECTED	FY25 FORECAST	FY26 PROPOSED
46101	INTEREST INCOME	\$ (70,000)		\$ 20,000	\$ 20,000	\$ 20,000
48991	MISC REVENUE	\$ -	\$ 4,770	\$ 1,000	\$ 5,770	\$ 3,000
48996	MISC FEES	\$ (35,000)	\$ 5,519	\$ 2,000	\$ 7,519	\$ 5,000
49550	USE OF RESERVES	\$ (25,962)	-		-	-
49600	MONTHLY METERED WATER	\$ -	\$ 165,602	\$ 120,000	\$ 285,602	\$ 337,010
49601	METERED WATER SERVICE	\$ (4,079,577)	\$ 2,164,641	\$ 1,796,652	\$ 3,961,292	\$ 4,456,454
49602	DELINQUENT INTEREST	\$ (30,000)	\$ 24,891	\$ 5,000	\$ 29,891	\$ 20,000
49603	BENEFIT CHARGES	\$ (7,500)	\$ 3,500	\$ 2,000	\$ 5,500	\$ 5,000
49604	ASSESSMENT CHARGES	\$ (15,000)	\$ 2,000	\$ 1,000	\$ 3,000	\$ 3,000
49605	CONNECTION CHARGES	\$ (45,000)	\$ 18,888	\$ 16,000	\$ 34,888	\$ 25,000
49606	SEWERS METER USAGE PAYMENT	\$ (80,500)	\$ 80,500	\$ -	\$ 80,500	\$ 88,550
49607	SALE OF METERS/ HYDRANTS	\$ (5,000)	\$ 833	\$ -	\$ 833	\$ -
49608	PRIVATE HYDRANT FEES	\$ (72,300)	\$ 72,300	\$ -	\$ 72,300	\$ 91,809
49609	TOWN FIRE HYDRANT PROTECTIO	\$ (69,410)	\$ 69,410	\$ -	\$ 69,410	\$ 76,351
49610	LEASE/RENTALS	\$ (84,171)	\$ 38,597	\$ 21,922	\$ 60,519	\$ 84,000
49611	INSPECTION FEES	\$ (15,000)	-		-	-
49613	PERMITS	\$ -	\$ 1,290		\$ 1,290	\$ 900
49614	DELINQUENT INT ASSESSMENTS	\$ (1,000)			-	-
49617	NON-PAYMENT FEES	\$ -	\$ 2,139		\$ 2,139	\$ 20,000
		\$ (4,635,420)	\$ 2,654,880	\$ 1,965,574	\$ 4,620,454	\$ 5,236,074

EAST LYME WATER FINANCIAL SUMMARY AND 10 FY OUTLOOK

	FY 25	FY 26	FY 27	FY 28	FY 29	FY 30	FY 31	FY 32	FY 33	FY 34	FY 35
Current Debt (incl SAF Payments)	\$1,000,544	\$1,037,433	\$1,034,713	\$1,018,028	\$ 810,865	\$ 792,954	\$ 619,582	\$ 599,208	\$ 597,997	\$ 596,963	\$ 596,044
PFAS and Plants Dam Debt Sched	\$ -	\$ -	\$1,710,000	\$1,100,000	\$1,100,000	\$1,100,000	\$2,225,450	\$1,715,000	\$1,715,000	\$1,715,000	\$1,715,000
CIP 10 YR	\$ -	\$ -	\$ -	\$ 672,500	\$ 757,500	\$ 812,500	\$ 627,500	\$ 727,500	\$ 767,500	\$ 685,000	\$1,250,000
Total Debt + CIP	\$1,000,544	\$1,037,433	\$2,764,713	\$2,790,528	\$2,668,365	\$2,705,454	\$3,472,532	\$3,041,708	\$3,080,497	\$2,996,963	\$3,561,044
Proposed Rate Increases	13%	13%	13%	5%	5%	5%	5%	4%	4%	3%	3%
Operating Expenditures @4%	\$3,634,876	\$3,737,283	\$3,886,774	\$4,042,245	\$4,203,935	\$4,372,092	\$4,546,976	\$4,728,855	\$4,918,009	\$5,114,730	\$5,319,319
Expected Expenses	\$4,635,420	\$4,774,716	\$6,642,532	\$6,823,460	\$6,862,615	\$7,067,474	\$8,009,033	\$7,759,669	\$7,987,176	\$8,099,909	\$8,868,108
Expected Revenue	\$4,585,807	\$5,236,074	\$5,865,980	\$6,628,558	\$6,959,986	\$7,307,985	\$7,673,384	\$8,057,053	\$8,379,335	\$8,672,612	\$8,932,791
Debt to Rev %	22%	21%	47%	42%	38%	37%	45%	38%	37%	35%	40%
Capital Reserve	\$ (49,613)	\$ 461,359	\$ (776,552)	\$ (194,902)	\$ 97,371	\$ 240,511	\$ (335,649)	\$ 297,385	\$ 392,159	\$ 572,704	\$ 64,683
Water Fund Balance	\$ 950,386	\$1,315,414	\$ 538,862	\$ 343,960	\$ 441,331	\$ 681,842	\$ 346,193	\$ 643,578	\$1,035,737	\$1,608,441	\$1,673,124
Notable Projects			PFAS Treatment	DWSRF LOAN			Plants Dam Project	DWSRF LOAN			

EAST LYME WATER FINANCIAL SUMMARY AND 10 FY OUTLOOK



**TOWN OF EAST LYME
WATER AND SEWER COMMISSION
NOTICE OF ADOPTION OF WATER RATES**

NOTICE IS HEREBY GIVEN that on April 22, 2025 the East Lyme Water and Sewer Commission approved the following rates and charges for connection to and the use of the East Lyme Water System.

The revised water rates and charges are as follows:

SCHEDULE I – RATES FOR USAGE based on meter readings at six-month intervals.

	<u>Rate</u>
<u>Minimum charge</u> per six-month period, for usage up to a maximum of 3,500 gallons per six-month period	\$113 \$100 (13%)
<u>3,501 gallons</u> , to 40,000 gallons per six-month period	\$6.51 \$5.97/1,000gals (9.0%)
<u>3,501 gallons</u> , to 150,000 gallons per six-month period	\$8.01 \$7.15/1,000 gals (12.0%)
<u>3,501 gallons</u> to 2,500,000 gallons per six-month period	\$9.78 \$8.35/1,000 gals (15.0%)
<u>3,501 gallons</u> to over 2,500,000 gallons per six-month period	\$11.66 \$9.87/1,000 gals (18.1%)
Sewer Deduct / Lawn Irrigation Meter, per six-month period	\$22.73/1,000 gals

Customers are eligible for sewer deduction with customer-purchased meter, radio, and backflow device meeting East Lyme Water specifications

SCHEDULE II – MISCELLANEOUS WATER CHARGES

Meter and Radio Maintenance Fee, per six-month period	\$22.50 \$18.5 per customer
Application for Connection Permit	
Class 'A'- Residential	\$150
Class 'B'- Multi Family and Commercial	\$300
Class 'C'- Industrial	\$700
Demolition/Disconnect Inspection -Any Class	\$150
ANNUAL PRIVATE HYDRANT CHARGE	\$400 \$315
ANNUAL FIRE SPRINKLER CHARGE	\$400 \$315
SALE OF STOCKED MATERIAL	Cost, incl. shipping, plus %15 administrative fee

METER CHARGES (FLAT RATE)

Frozen Meter & Misc Associated Equipment Repair <i>Normal working hours, new meter not included</i>	\$150
Frozen Meter Repair <i>After normal working hours, new meter not included</i>	\$300
Damaged Meter Radio Fee	\$350
Uncover Buried Customer Curb Box – First Offense	\$500
Uncover Buried Customer Curb Box – Second Offense	Cost + \$500
All Meter Tests	\$300
Manual Meter Reading Fee	\$175 \$150/billing cycle
Lack of Access Fee (Daily) <i>Charged 10 calendar days after a certified letter is mailed to the property to gain access</i>	\$50/day

INSPECTION SERVICES

During Normal Working Hours	\$120/hour
After Normal Working Hours	\$180/hour
Cross Connection/Backflow Preventer Test Up to 2"	\$185/Unit

DELIQUENCY NON-PAYMENT FEE

<i>Charged 13 calendar days after shutoff notice mailed to property and account is pending non-payment shutoff</i>	\$150/instance
--	----------------

*If account paid after working hours, an additional \$150 charge will apply for after-hours turn on

SEASONAL TURN OFF / ON FEE

During Normal Dept. Working Hours	\$150/instance
After Normal Dept. Working Hours	\$300/instance

*Includes uninstal/reinstall meter as requested

CONNECTION CHARGES

All services up to 1"	\$5000 \$4700 min or actual Cost (whichever is greater)
Water Tap Only up to 1" (Contractor Performs Excavation and Site Restoration)	\$3000 \$2700 min or actual cost (whichever is greater)

These approved rates and charges shall become effective on June 1, 2025. Rates for usage shall be payable at six-months intervals. All other rates shall be payable at the time services are rendered unless otherwise noted.

Dated at East Lyme, Connecticut on this 22nd Day of April, 2025

EAST LYME WATER AND SEWER COMMISSION

Daniel Cunningham, W&S Commission Chairman

Request for Water & Sewer Commission

TO: Water & Sewer Commission

FROM: Ben North

DATE: March 25, 2025

SUBJECT: Purchase Water Utility Truck with a Loan from Sewer Assessment Funds

Summary of Agenda Item:

The water department is in need of a new vehicle as part of its vehicle acquisition program. In the past, the department would submit its new vehicle requests to the town to be included in the town-wide vehicle acquisition program to receive a 5-year loan. The town has discontinued this practice, and is paying for vehicles outright in cash. Due to the pending funding obligation to treat PFAS at two well facilities, the water department will not be in a position to pay for the vehicle in cash outright at this time. Instead, staff are requesting that a 5-year loan be acquired from funds available in the Sewer Assessment Fund to pay for the vehicle over time with a 4% interest rate, which is in line with the rate the fund has been receiving through the CT STIF account.

Action Needed:

Move to authorize a loan of up to \$85,000 from funds available in the Sewer Assessment Fund to purchase a utility truck for the water department. The water department will pay the loan back with an initial principal installment early in FY 2026 and four additional installments thereafter at a rate of 4% per year of the remaining balance until the last payment in early FY 2030.

Attachments:

Prepared By: Ben North

<p>W&S Agenda Item No. <u>11</u> Date: 3/25/2025</p>

**East Lyme Water Department
Monthly Report for February 2025**

1. General Statistics

TASKS PERFORMED BY WATER DEPT	February 2025	TOTAL THIS YEAR	TOTAL LAST YEAR (Jan 1 to Dec 30)
Meters Installed (New Accounts)	0	0	18
New Meters In System	3	39	New / Total
			6820 / 6865 or 99.3%
New Service Connections Installed	0	0	8
Services and Mains Repaired⁽¹⁾	1 Mainbreak / 1 Service Leak	5	52
Total Gallons Pumped <i>Millions of Gallons</i>	34.226	73.951	633.811

(1) Repair or replacement of service line from main to curb stop.

2. Monthly Average Day Demand (MADD)

	February 2025	February 2024	% Difference LY
Water Produced <i>Million Gallons Daily</i>	1.222	1.510	-19.06%

MADD as a % of 3.16 MGD available water (24-hour pumping) = 38.67%

MADD as a % of 2.37 MGD available water (18-hour pumping) = 51.56%

Note: Available water based on 2005 Water Supply Plan and subsequent revisions approved February 20, 2007. Figures not adjusted for additional water available from New London during the summer months.

3. Significant Items

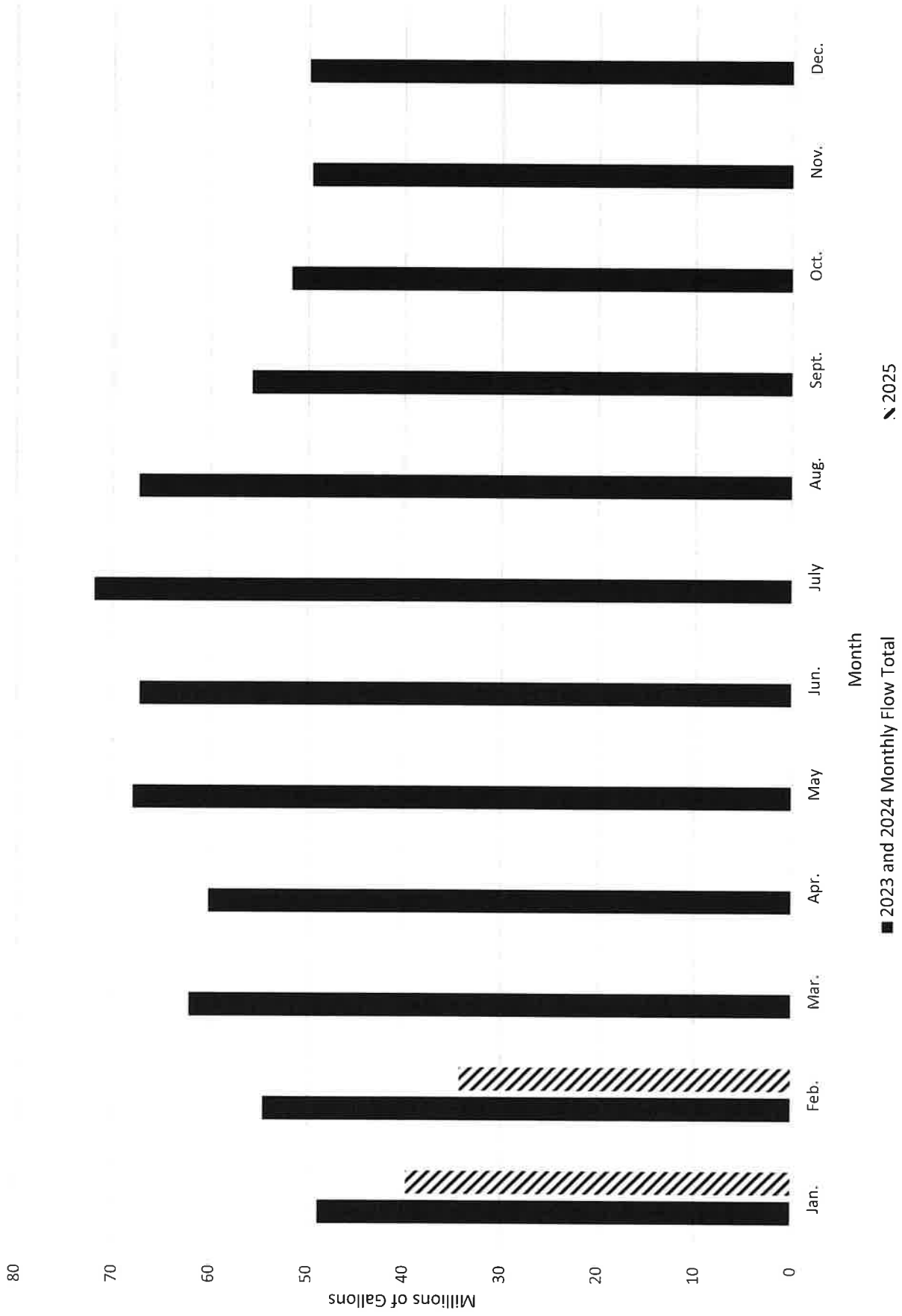
1.) Precipitation was 3.88 inches for the month. There are no wells offline or in streamflow restricted operation at this time.

2.) Customers who still had not paid their water bill were subject to turnoffs and additional delinquent fees. There were 76 customers that received the delinquent payment fee, while 40 customers were shutoff due to non-payment. The month started with 400 customers who had not paid their November bill.

4.) Annual backflow testing was completed on time and the annual report was submitted to DPH. Two staff members are now fully trained and certified in backflow testing and cross connection inspecting.

5.) Staff is beginning to clean up the metering database for the May billing period. Customers who have not had their meter replaced are receiving door hangers to remind them to do so.

East Lyme Water - Production by Month



Month

■ 2023 and 2024 Monthly Flow Total

▨ 2025

**EAST LYME WATER DEPARTMENT
Well Production Report - February 2025**

Withdrawals	Well 1A		Well 2A		Well 3A		Well 3B		Well 4A		Well 5		Well 6		Wells 3A/3B	Wells 2A/3A/3B	Daily Total (Wells)	Water From NL	Water To NL	Daily Total (Wells & NL)(3)	Precip inches
	(MGD)	(WL-ft)	(MGD)	(WL-ft)	(MGD)	(WL-ft)	(MGD)	(WL-ft)	(MGD)	(WL-ft)	(MGD)	(WL-ft)	(MGD)	(WL-ft)	(MGD)	(MGD)	(MGD)	(MGD)	(MGD)	(MGD)	
Max. Reg./Perm.(1,2)	1.160		0.864		0.560		0.993		0.547		0.780		0.440		0.993	1.857	4.784	1.000	1.000	5.784	
24-hr Pumping	1.160		0.648		0.446		0.993		0.324		0.619		0.440		1.439	2.087	4.630	0.500	NA	5.130	
18-hr Pumping	0.870		0.486		0.335		0.745		0.243		0.464		0.330		1.080	1.566	3.473	0.500	NA	3.973	
SFR 24-hr Pumping(2)	1.160		0.648		0.446		0.993		0.324		0.000		0.000		0.993	1.641	3.125	0.500	NA	3.625	
SFR 18-hr Pumping	0.870		0.486		0.335		0.745		0.243		0.000		0.000		0.745	1.231	2.344	0.500	NA	2.844	
Monthly Average	0.322		0.155		0.129		0.259		0.118		0.016		0.223		0.388	0.543	1.222	0.000	0.000	1.222	
Date	"Alert" Trigger	12.0		4.0		15.0		20.0		6.0		18.0		22.0							
2/1/2025	0.329	18.6	0.138	10.0	0.108	14.5	0.216	24.6	0.127	3.30	0.000	10.0	0.227	40.3	0.324	0.463	1.146	0.000	0.000	1.146	0.24
2/2/2025	0.353	13.4	0.170	35.0	0.152	16.7	0.302	36.6	0.123	3.30	0.000	10.0	0.244	32.0	0.454	0.623	1.343	0.000	0.000	1.343	0.00
2/3/2025	0.347	13.2	0.179	35.0	0.136	14.5	0.277	24.8	0.149	3.30	0.000	10.0	0.240	31.7	0.413	0.591	1.328	0.000	0.000	1.328	0.37
2/4/2025	0.257	18.2	0.190	35.0	0.172	42.2	0.342	36.0	0.120	13.20	0.000	10.0	0.177	39.7	0.514	0.704	1.259	0.000	0.000	1.259	0.00
2/5/2025	0.346	13.0	0.114	33.0	0.104	42.2	0.206	36.0	0.106	13.20	0.000	10.0	0.240	31.8	0.310	0.423	1.115	0.000	0.000	1.115	0.00
2/6/2025	0.355	13.0	0.147	11.0	0.116	14.9	0.235	25.0	0.144	3.20	0.000	10.0	0.245	31.7	0.351	0.498	1.242	0.000	0.000	1.242	0.00
2/7/2025	0.353	18.2	0.160	10.0	0.128	14.6	0.255	24.7	0.100	13.20	0.000	10.0	0.244	40.1	0.383	0.543	1.241	0.000	0.000	1.241	0.34
2/8/2025	0.306	18.1	0.177	11.0	0.157	15.0	0.314	24.9	0.071	13.30	0.000	10.0	0.211	40.1	0.471	0.649	1.236	0.000	0.000	1.236	0.00
2/9/2025	0.331	12.9	0.157	11.0	0.138	14.7	0.273	24.7	0.075	3.40	0.000	10.0	0.228	31.9	0.411	0.568	1.202	0.000	0.000	1.202	0.58
2/10/2025	0.379	18.0	0.193	11.0	0.138	41.4	0.274	35.8	0.089	3.40	0.000	10.0	0.262	39.8	0.412	0.605	1.335	0.000	0.000	1.335	0.00
2/11/2025	0.322	18.8	0.134	34.0	0.094	42.4	0.194	36.2	0.061	13.40	0.000	10.0	0.222	32.2	0.288	0.421	1.026	0.000	0.000	1.026	0.00
2/12/2025	0.335	17.8	0.133	10.0	0.129	14.9	0.252	25.2	0.132	3.30	0.000	10.0	0.231	39.5	0.381	0.514	1.212	0.000	0.000	1.212	0.13
2/13/2025	0.322	18.0	0.161	10.0	0.127	42.7	0.253	36.6	0.130	3.30	0.000	10.0	0.222	40.2	0.380	0.541	1.216	0.000	0.000	1.216	0.20
2/14/2025	0.280	13.0	0.141	10.0	0.136	42.6	0.269	36.5	0.128	3.30	0.000	14.1	0.193	33.1	0.405	0.546	1.147	0.000	0.000	1.147	0.00
2/15/2025	0.342	12.8	0.129	35.0	0.096	42.8	0.197	36.7	0.137	13.30	0.000	33.6	0.236	32.2	0.293	0.422	1.136	0.000	0.000	1.136	0.00
2/16/2025	0.337	18.1	0.174	10.0	0.161	15.2	0.322	25.6	0.104	13.30	0.000	33.8	0.233	40.2	0.483	0.656	1.330	0.000	0.000	1.330	0.93
2/17/2025	0.363	13.0	0.155	11.0	0.114	14.8	0.226	25.1	0.141	3.40	0.000	33.6	0.250	37.3	0.340	0.495	1.249	0.000	0.000	1.249	0.90
2/18/2025	0.307	12.8	0.168	10.0	0.173	15.2	0.288	25.5	0.132	13.40	0.016	33.9	0.212	40.4	0.461	0.629	1.296	0.000	0.000	1.296	0.00
2/19/2025	0.328	18.3	0.145	35.0	0.082	14.9	0.225	25.2	0.067	3.40	0.032	14.6	0.226	39.7	0.307	0.451	1.104	0.000	0.000	1.104	0.00
2/20/2025	0.274	18.1	0.147	11.0	0.159	15.1	0.316	25.5	0.129	3.30	0.000	7.4	0.189	39.6	0.475	0.622	1.214	0.000	0.000	1.214	0.00
2/21/2025	0.329	13.0	0.149	11.0	0.111	42.9	0.218	36.6	0.130	3.30	0.000	33.8	0.227	32.1	0.329	0.478	1.164	0.000	0.000	1.164	0.00
2/22/2025	0.344	12.9	0.151	11.0	0.122	15.1	0.247	25.6	0.129	3.30	0.000	33.9	0.238	32.1	0.369	0.520	1.231	0.000	0.000	1.231	0.00
2/23/2025	0.328	12.9	0.181	35.0	0.141	43.1	0.281	37.0	0.131	3.30	0.000	33.9	0.226	32.1	0.422	0.603	1.288	0.000	0.000	1.288	0.00
2/24/2025	0.287	13.1	0.150	11.0	0.149	42.9	0.297	36.7	0.135	13.30	0.000	33.9	0.207	32.5	0.446	0.596	1.224	0.000	0.000	1.224	0.00
2/25/2025	0.332	12.9	0.158	11.0	0.103	14.7	0.211	25.1	0.144	3.30	0.109	12.7	0.229	32.3	0.314	0.472	1.286	0.000	0.000	1.286	0.00
2/26/2025	0.276	18.5	0.190	10.0	0.172	15.0	0.342	25.6	0.108	3.30	0.084	13.6	0.191	40.7	0.514	0.704	1.363	0.000	0.000	1.363	0.00
2/27/2025	0.266	13.0	0.101	11.0	0.084	39.5	0.169	36.1	0.139	3.50	0.145	12.5	0.183	32.2	0.253	0.354	1.087	0.000	0.000	1.087	0.01
2/28/2025	0.298	18.5	0.155	11.0	0.121	15.2	0.241	25.5	0.112	13.40	0.073	33.3	0.206	40.8	0.362	0.517	1.206	0.000	0.000	1.206	0.18
Average	0.322	15.4	0.155	17.5	0.129	25.7	0.259	30.0	0.118	6.89	0.016	18.2	0.223	36.0	0.388	0.543	1.222	0.000	0.000	1.222	0.14
Minimum	0.257	12.8	0.101	10.0	0.082	14.5	0.169	24.6	0.061	3.20	0.000	7.4	0.177	31.7	0.253	0.354	1.026	0.000	0.000	1.026	0.00
Maximum	0.379	18.8	0.193	35.0	0.173	43.1	0.342	37.0	0.149	13.40	0.145	33.9	0.262	40.8	0.514	0.704	1.363	0.000	0.000	1.363	0.93
Total	9.026		4.345		3.623		7.242		3.293		0.459		6.239		10.865	15.209	34.226	0.000	0.000	34.226	3.88

Notes:

- MGD = Million Gallons Per Day
- WL = Water (in feet) above the airline or pressure transducer (set approximately 4 ft above the pump suction for each well; 17 ft above suction for Well 4A).
- SFR = stream flow restrictions (Wells 5 and 6 not operating).
- NR = No Reading Available
- (1) A condition of the Well 3A diversion permit limits the combined maximum withdrawal from Wells 2A, 3A, and 3B to 1.857 mgd.
- (2) Another condition of the Well 3A permit restricts the combined maximum withdrawal from Wells 3A and 3B to 0.864 mgd during "low" stream flow. If Well 3A is not pumped, Well 3B alone can be pumped at 0.993 mgd during "low" stream flow.
- (3) Totals represent well production plus water from New London. Does not include water to New London.

% Recvd. of Total Monthly Demand	0.00	Total Monthly Demand	34.226
% of Total Sent to NL (Wells)			
Running Total (water received 2023)	0.000		
Goal	14.850		
% of Goal	0.00		
Running Total (water sent to NL 2023)	0.000		
Goal	25.074		
% of Goal	0.00		

March 2025

East Lyme Sewer Maintenance Report for February 2025

1. Sewer tie-ins, inspections and CBYDs at various locations
2. Daily chemical machine checks and maintenance
3. Monthly alarm tests and meter readings
4. Daily station maintenance checks
5. General Sewer Pump Station Maintenance
6. General equipment maintenance
7. Monitor Odor Control System 31 Arbor Xing for H2s
8. Monitor Oder Control System. 170 Giants Neck Rd for H2S
9. Monitor H2S (Point O Woods)
10. O/M Maintenance

EAST LYME
WATER & SEWER COMMISSION

MAR 25 2025

AGENDA# 13b

Sewer Department Monthly Report

March 25 2025

Data For the Month of: February 2025

Monthly Running Avg:	834,609 GPD
Daily Avg:	836250 GPD
Daily Max:	1,071,000 GPD
Daily Min:	751,000 GPD

Daily Average as a Percent of Monthly Running Average: 99.80%

State CT Flows:

	DOC	Camp Nett	Rocky Neck	POW	Pine Grove	Total
Actual GPD AVG.	116,386	5,902	0	7,518	40,000	169,806
Design GPD AVG.	250,000	58,400	24,600	105,000	40,000	478,000
% of Design GPD	46.6%	10.11%	0	7.16%	100.00%	35.52%
% of East Lyme Average Daily Flow	13.94%	0.71%	0.00%	0.90%	4.79%	20.35%
% of East Lyme 1.5 MGD Allotment	7.76%	0.39%	0.00%	0.50%	2.67%	11.32%

EAST LYME SEWER FLOWS - HISTORY

	2015	2016	2017	2018	2019	2020	2021	2022	2023	2024	2025	% +/- Prev. Yr.	Precip. 2025 (in.)
JAN.	787,646	747,284	784,837	781,519	1,090,311	849,497	938,302	942,646	1,029,157	1,177,819	832,968	-29.28%	1.45
FEB.	832,681	809,701	765,648	865,263	842,611	859,175	911,422	988,646	997,413	912,457	836,250	-8.52%	3.88
MAR.	1,017,280	790,851	777,452	927,771	893,805	832,803	886,441	948,873	984,116	1,048,941			
APR.	938,861	796,611	897,161	778,780	918,456	885,983	962,591	965,456	1,015,438	1,066,788			
MAY	913,816	777,446	872,268	746,049	947,042	900,485	951,501	922,857	1,061,763	989,756			
JUN.	880,190	815,281	849,504	906,535	875,000	882,463	976,981	989,299	984,241	966,701			
JUL.	1,048,427	879,952	883,851	1,026,307	977,552	853,930	1,047,771	995,433	1,086,674	991,582			
AUG.	977,543	868,636	873,017	905,718	932,181	911,419	978,158	1,000,871	1,063,381	955,027			
SEPT.	878,563	762,544	769,493	875,918	833,237	823,590	1,051,008	921,227	1,020,678	851,600			
OCT.	861,521	738,247	752,273	903,915	806,576	812,506	917,384	905,482	1,053,620	813,935			
NOV.	803,842	709,481	732,848	871,111	815,129	786,482	937,414	864,223	954,365	787,600			
DEC.	788,121	728,649	728,437	894,050	927,335	896,694	895,121	950,524	1,057,605	853,600			
AVG	894,041	785,390	807,232	873,578	904,936	857,919	954,508	949,628	1,025,704	951,317		-18.90%	2.67

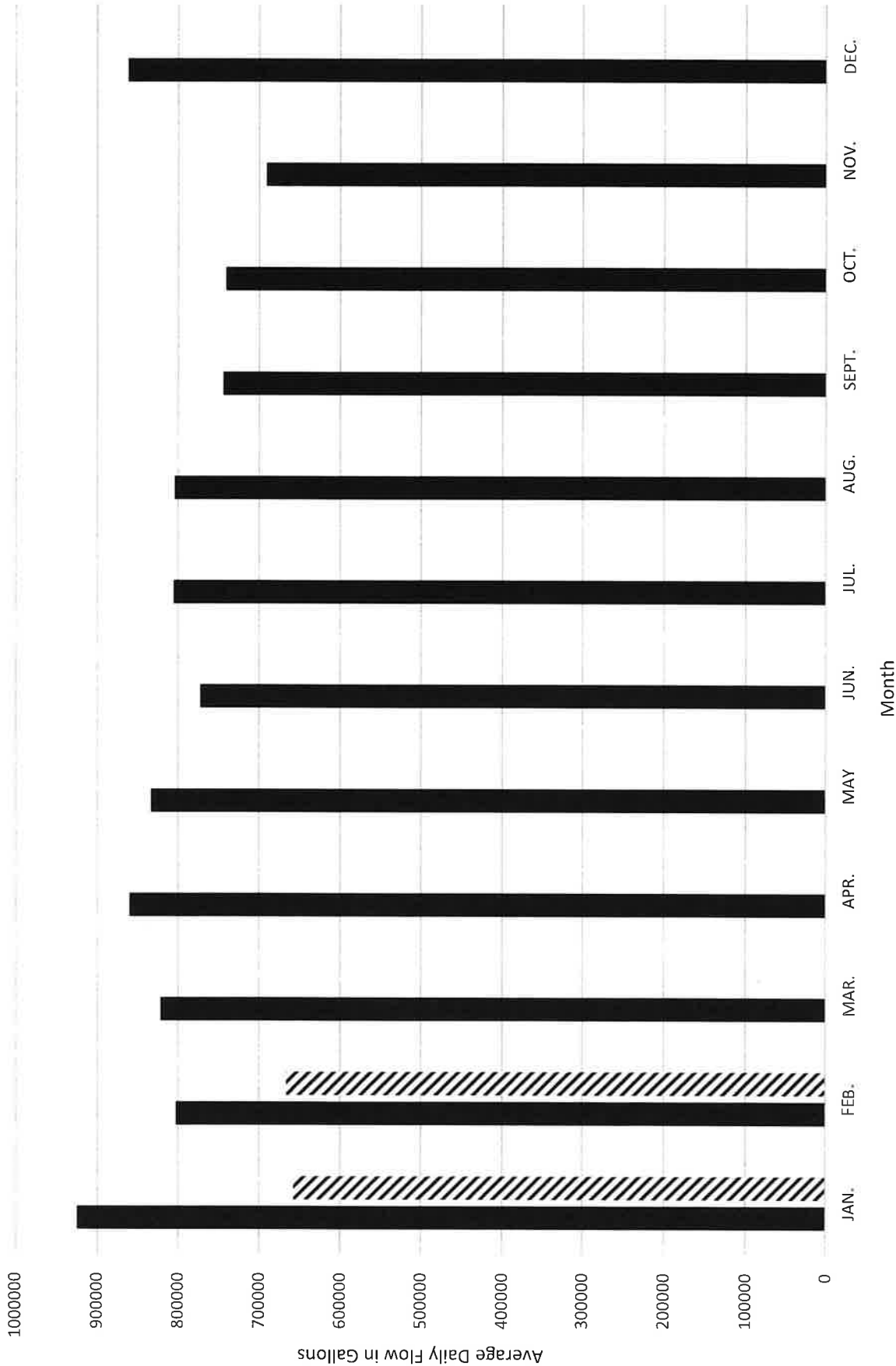
Precip. Total 5.33

EAST LYME SEWER FLOWS - HISTORY

	AVG. Prev. Years												% +/- AVG. Prev. Years	Precip. 2025 (in.)	
	2015	2016	2017	2018	2019	2020	2021	2022	2023	2024	2025	2025			
JAN.	787,646	747,284	784,837	781,519	1,090,311	849,497	938,302	942,646	1,029,157	1,177,819	865,255	832,968			
FEB.	832,681	809,701	765,648	865,263	842,611	859,175	911,422	988,646	997,413	912,457	859,393	836,250		1.45	
MAR.	1,017,280	790,851	777,452	927,771	893,805	832,803	886,441	948,873	984,116	1,048,941	884,410			3.88	
APR.	938,861	796,611	897,161	778,780	918,456	885,983	962,591	965,456	1,015,438	1,066,788	892,987				
MAY	913,816	777,446	872,268	746,049	947,042	900,485	951,501	922,857	1,061,763	989,756	878,933				
JUN.	880,190	815,281	849,504	906,535	875,000	882,463	976,981	989,299	984,241	966,607	896,907				
JUL.	1,048,427	879,952	883,851	1,026,307	977,552	853,930	1,047,771	995,433	1,086,674	991,582	964,153				
AUG.	977,543	868,636	873,017	905,718	932,181	911,419	978,158	1,000,871	1,063,381	955,027	930,943				
SEPT.	878,563	762,544	769,493	875,918	833,237	823,590	1,051,008	921,227	1,020,678	851,600	864,448				
OCT.	861,521	738,247	752,273	903,915	806,576	812,506	917,384	905,482	1,053,620	813,935	837,238				
NOV.	803,842	709,481	732,848	871,111	815,129	786,482	937,414	864,223	954,365	787,600	815,066				
DEC.	788,121	728,649	728,437	894,050	927,335	896,694	895,121	950,524	1,057,605	853,600	851,116				
AVG.	894,041	785,390	807,232	873,578	904,936	857,919	954,508	949,628	1,025,704	951,309	878,404			-3.2%	2.67

Precip. Total 5.33

East Lyme Sewer Average Daily Flow Last Year vs 2 Year Average



■ 2023 and 2024 Average Daily Flow ▨ 2025

East Lyme Sewer Department

Monthly Average Day Wastewater Flows (MGD)

Tuesday, March 25, 2025

Sewer Flows for the Month of February

Year	Month	Total Daily Combined Flows from East Lyme and State				State Average Daily Flows by Facility						State Allocation (0.478 MGD)				East Lyme Allocation (1.022 MGD)			
		Niantic Sewer Pump Station Flows		DOC	Camp Nett	Rocky Neck	POW	Pine Grove	Daily Usage	Capacity Remaining	Percent Capacity Remaining	Daily Usage	Capacity Remaining	Percent Capacity Remaining	Daily Usage	Capacity Remaining	Percent Capacity Remaining		
2025	January	Average	0.833	0.909	0.776	0.250	0.058	0.025	0.105	0.040	0.175	0.303	63%	0.658	0.364	36%			
	February	Max	1.071	1.071	0.751	0.116	0.006	0.000	0.008	0.040	0.169	0.309	65%	0.667	0.355	35%			
	March	Min																	
	April																		
	May																		
	June																		
	July																		
	August																		
	September																		
	October																		
	November																		
	December																		
Annual Avg. (Jan - Dec)		0.835	0.990	0.764	0.118	0.007	0.000	0.000	0.007	0.040	0.172	0.306	64%	0.662	0.360	35%			
All figures reported in Million Gallons Daily (MGD)												Rolling 2 Year Average		0.782		0.240		23%	