

**EAST LYME WATER AND SEWER COMMISSION
AGENDA**

January 23, 2024

**Regular Meeting
East Lyme Town Hall
(Upstairs Main Meeting Room)**

7 PM

1. Call to Order / Pledge of Allegiance
2. Approval of Minutes
 - a. Regular Meeting Minutes – December 12, 2023
 - b. Special Meeting Minutes – December 27, 2023
3. PFAS Informational Session
4. Delegations
5. Executive Session – Pending Litigation Re Landmark LLC
6. Correspondence Log
7. Billing Adjustments/Disputes
8. Approval of Bills
9. Finance Director Report
10. Discussion and Possible Action to Request the Board of Selectman to Grant the Transfer of Remaining ARPA Funds from the Boston Post Rd Tank Project to the Well 4 and Well 1A/6 PFAS Removal Project.
11. Project Updates
 - a. Meter Replacement Project
 - b. Bride Brook Water Treatment Plant Upgrade Project
 - c. Niantic Pump Station
12. Chairman's Report
13. Staff Updates
 - a. Water Department Monthly Report
 - b. Sewer Department Monthly Report
 - c. Sewer Capacity Subcommittee Update

Cathy M. Kelly
TOWN CLERK

2024 JAN 17 P 12:23

RECEIVED FOR RECORD
EAST LYME, CT

**EAST LYME WATER & SEWER COMMISSION
REGULAR MEETING
TUESDAY, DECEMBER 12, 2023
MINUTES**

The East Lyme Water & Sewer Commission held a Regular Meeting on September 26, 2023. Chairman Dan Cunningham called the Regular Meeting at 6:38 PM after the previously held Public Hearing.

PRESENT: Dan Cunningham Chairman, Steve DiGiovanna, Dave Murphy, Dave Bond, Dave Zoller, Carol Russell (joined at 7:11 PM), Ken Roberts, Roger Spencer

ALSO PRESENT: Joe Bragaw, Public Works Director
Matt Garneau, Utility Engineer
Ben North, Chief Operating Officer
Kevin Gervais, Finance Director
Ed O'Connell, Town Attorney
Ann Cicchiello, Deputy First Selectman

ABSENT: Michelle Williams

RECEIVED FOR RECORD
EAST LYME, CT
2023 DEC 19 A 8:41
Cathy Hill
TOWN CLERK

1. Call to Order/Pledge of Allegiance

Chairman Dan Cunningham called the Regular Meeting for the Town of East Lyme Water and Sewer Commission to order at 6:38 PM. The Pledge was previously observed.

2. Approval of Minutes

Regular Meeting Minutes – October 24, 2023

Mr. Cunningham called for a motion to approve or any discussion on the Regular Meeting Minutes of October 24, 2023.

****MOTION (1)**

Mr. DiGiovanna moved to approve the Regular Meeting Minutes of October 24, 2023, as presented.

Mr. Murphy seconded the motion.

Vote: 8 – 0 – 0

Motion passed.

3. Delegations

Mr. Cunningham called for delegations. There were none.

4. Correspondence Log

Mr. Cunningham asked about the letter from New London WWPCA – Agenda for 11/16/23 Regular Meeting. Ben North answered that it was a request of the PFAS information. Since, the subject was going to be covered later in the meeting, Mr. Cunningham moved on to the next letter from the State of CT Department of Public Health.

Mr. North responded that the letter was in response to the E. Coli level violation and that the department had to take corrective action and write a letter to the state identifying the corrective actions.

**EAST LYME
WATER & SEWER COMMISSION**

JAN 23 2024

AGENDA# 2a

The state sent the department the letter to request a public notification letter the corrective action taken because the report was sent 14 days late. Mr. North acknowledged sending the letter to the state late. Mr. Cunningham went on to acknowledge Barbara Mingo's Thank You card.

5. PFAS Litigation – Report and Ratification

Attorney O'Connell spoke about the PFAS Litigation and ratification– he explained that this chemical is found in firefighting foam, sewer treatment plants and industrial plants and landfills that seeps into ground water. It's also found in water sources and underground water systems. Among the major manufacturers of PFAS are the companies 3M and Dupont. Two different class actions were brought by several water utilities against 3M and Dupont - in those class action suits funds were established to be allocated to testing and remediation of PFAS materials found in aquifers nationwide. The Town of East Lyme supplies over 5,000 water users. The settlement agreement provides the option to opt out of the settlement by the following dates: Dec 4 for 3M and Dec 11 for Dupont. These dates were between the commission meetings. The settlement assumes that each public water supplier knows the amount of PFAS in their water supply and that they would know how much it would cost to remediate that. It also assumes that water suppliers would know how much money they would receive from the settlement. Almost all the water companies do not know any of that. So, if the Town decided to stay in the settlement agreement, we would not know how much we would receive or if any at all. The other aspect of the settlement agreement is that it has a very troubling, unlimited indemnification clause for those water suppliers who opt to stay in. The manufacturer companies, 3M and Dupont, would be relieved of any liability resulting from any of the PFAS chemical found in any drinking water supply. In the future, if some cancer cluster develops in any of the water systems, 3M and Dupont would defer them back to the local water companies to solve the issue. If water supplies stay in the settlement and do not opt out, they would not be able to sue 3M or Dupont for any cost incurred with PFAS lawsuits. The Water and Sewer Commission Chairman, Kevin Seery, directed the COO and legal team to take the steps to opt out of the settlement. In the packet for the meeting there is a copy letter and affidavit written to Dupont and 3M to have the Town of East Lyme opt out of the settlement (attached). Since the letter was written and signed in between meetings, there is a need to have the commission adopt and ratify as of date signed, November 29, 2024 (using the Nunc pro tunc clause – copy attached).

The Commission took the time to read the letter.

****MOTION (2)**

Mr. Murphy moved to approve opting out of the PFAS lawsuits as advised by the legal counsel.

Mr. DiGiovanni seconded the motion.

Vote: 8 -0-0

Motion passed.

Mr. North noted that the testing for PFAS as required by the DPH, was successfully moved from May 2024 to November 2023, but the results were not received in time for the meeting.

Attorney O'Connell asked to be excused and left the meeting.

6. Billing Adjustments

Mr. Cunningham called for billing adjustments. There were none.

7. Approval of Bills

Mr. Cunningham called for the approval of Invoices for Well 5 Lagoon Expansion Project.

Mr. Ken Roberts asked Mr. Garneau if he was still satisfied with Tighe and Bond as a vendor. Mr. North responded yes and that they are at 90% design completion.

****MOTION (3)**

Mr. DiGiovanna moved to approve the following Well 5 Lagoon Expansion Project bills: Tighe and Bond Inv. #102391125 in the amount of \$4765.00 and Tighe and Bond Inv. #112391075 in the amount of \$8,025.00.

Mr. Zoller seconded the motion.

Vote: 8 - 0 - 0.

Motion passed.

8. Finance Director Report

Mr. Gervais went over the reports for Sewer and Water 2024 Detail Expenditure Year Analysis Reports (attached).

Mr. Gervais started with the Sewer report. He compared last year's and this year's budget/expenditure reports for this time of the year. This year, the line item for the Treatment Plant System Fee has already been paid compared to last year at this time, the line item was an encumbrance. He also noted that the Chemicals line is a little higher this year. On the back side of the report, he noted that the contingency line is fully expended due to the Sewage Clean up on Liberty Way. Overall, this year the budget is 37% expended.

Mr. Gervais covered the Water report. The water expenditure this year is at 45% - this amount of usage includes invoices paid and encumbrances. Expenses are at 32% compared to last year that were at 41% at this time, trending lower this year. Also, the line for Pension and Insurance looks like it is at 95% used compared to last year at this time which was 0% - the reason is that when bills are paid this year, they come directly out of that fund instead of relying on Budget Journal Entries that were debited later in the year.

Overall, Mr. Gervais says both budgets are in great shape. If it looks like we are trending higher than last year, it is because of large amounts in encumbrance.

Mr. North mentioned that the lines for Maintenance of Wells and Maintenance of Transmission & Distribution look like have been expended a lot because of payment of invoices from last year and, pending encumbrances for future usage.

Mr. Bragaw spoke about this being the first time that the budget is carrying Capital lines, and the reason is that the department has not used some of the funds yet.

Mr. Murphy requested Mr. Gervais for the Debt Service Report to be included in the reports presented. Mr. Gervais agreed.

9. Discussion and Possible Action of Proposed Water Rates

Mr. Bragaw presented the Water rates. He mentioned since the rates discussion happened at length during the commission meeting in September, he didn't plan on going into great detail. He also mentioned that nothing had changed since that meeting and that everything was right on target since the operation budget was set back in March when an 8% rate increase was talked about. The rate increase proposed now is about a 6.25% increase at the lowest rate up to a 10% increase for the highest rate tier.

Mr. Cunningham called for a motion to approve the water rates as presented.

****MOTION (4)**

Mr. Spencer moved to approve the proposed water rates as presented.

Mr. DiGiovanni seconded the motion.

Vote: 8 -0-0

Motion passed.

10. Discussion and Possible Action of Proposed Sewer Rates

Mr. Bragaw spoke about the rate increases having the same concept as the water rates proposal because nothing has changed since September when the commission spoke about it. He mentioned that an average of 5% increase was talked about back in March and that the rates for this meeting were 6% for the lower tier and 10% for the higher tier. He explained that the reason for the rates increase was the need to increase Capital projects and that there were increases in the cost of chemicals and treatment costs in New London. The staff recommended that the rate increase gets approved as presented.

****MOTION (5)**

Mr. DiGiovanni moved to approve the proposed sewer rates as presented.

Mr. Spencer seconded the motion.

Vote: 8 -0-0

Motion passed.

11. Consider Adoption of Water and Sewer Commission Meeting Schedule for 2024

****MOTION (6)**

Mr. Zoller moved to approve the Water and Sewer Commission Meeting Schedule for 2024.

Mr. DiGiovanni seconded the motion.

Vote: 8 -0-0

Motion passed.

12. Discussion on Possible Actions to Request the Board of Selectman to Reallocate ARPA Funds to the Well 5 Lagoon Expansion Project

Mr. North said that in 2021 the Town received some ARPA funding which the Board of Selectmen awarded the Water & Sewer Commission a substantial amount. The funds were used for the Well 5a Treatment Plant and the Boston Post Road Water tank upgrades. Both projects were successfully

completed under budget. Mr. North mentioned that the reason is that a lot of these projects are being done under Mr. Garneau's coordination and, that he has been very successful in saving the town money by not having to contract out General Contractors for every project.

Mr. Garneau said that the Tighe and Bond design for the Well 5A Lagoon Extension project should be at 100% in the next two weeks. After that the bidding will be completed in-house in the next month and a half. The goal is to have the construction completed by summer – during construction Well 5A will have to be offline for some time. The hope is to have the completion date to be June 1st. As far as funding is concerned, the department will be using the leftover money from other projects that went extremely well.

Mr. North mentioned that a comprehensive study of the cost for this project has been done, and it will probably come closer to \$650K rather than the previously estimated \$400K. Mr. North asked for the Commission's consent to ask the Board of Selectmen to use the money that was previously appropriated to the two previous projects to be used on the Well 5A Lagoon Expansion Project. Mr. Bragaw mentioned that the money came from two different ARPA funds (outside of the Water department budget) and for that reason, the Board of Selectman will have to make the decision to reallocate funds for this project.

****MOTION (7)**

Mr. Murphy moved to request the East Lyme Board of Selectman to consider the reallocation of \$187,107.54 from Boston Post Road Tank Project, account #85-70-007-700-711 and \$2,291.10 from the Well 5A WTP Upgrade Project, account #85-70-004-700-004 to the account titled "Well 5A WTP– Lagoon Improvements" #62-70-012-100-004 to augment funds needed for the expansion of the lagoons at the Well 5A WTP.

Mr. DiGiovanni seconded the motion.

Vote: 8 -0-0

Motion passed.

13. Project Updates

a. Meter Replacement Project

Mr. Garneau reported that the project is progressing, and it is at a 96% completion rate. Another mailer was sent out and has been very successful adding more appointments for the next two months. Those appointments will bring the project close to completion. Mr. Garneau felt very optimistic about targeting the last 4% at the beginning of the new year. He also reported that this 96% rate is only for the town owned meters (1" and below) and, that the larger meters are also being replaced under the Large Meter Calibration process which is at 50% completion and many more large meter customers are in the process of changing out their meter.

Mr. DiGiovanni asked how we will handle customers that refuse to have their meters replaced. Mr. Garneau answered that the plan is to have a Manual Meter Reading Fee added to their W&S bill with an explanation why they are getting that charge. He said that so far, there have only been about a half dozen users that have refused to replace their meters. In the future, we will have to investigate the possibility of shutting off the waters for those who do not comply. Mr. North mentioned that as a last resort, we do have the power to shut off the water per state statute. Mr. Bragaw noted that one of the rates approved today was the Manual Meter Reading Fee for \$75 per billing cycle.

b. Bridebrook Water Treatment Plant Upgrade Project

Mr. Garneau reported that the treatment plant is being sandblasted and painted in multi phases. At the same time, the instrumentation and controls upgrades are being done. Next, building insulation and chemical feed upgrades will be scheduled. The project is progressing, and it is on schedule. The contractor had projected ten weeks for completion of the project but is ahead of time on that portion of the work. The entire project looks like will be completed by summer of 2024 for high usage season.

c. Niantic Pump Station

Mr. Garneau reported that the initial phase of this project is underway, the department will receive the custom manhole and structures on January 4th. The contractor is saying that work will be done in the second week of January which will have some cold weather issues and meters and heat blankets will have to be rented to keep the bypass piping from freezing. The major shut down for the major pump and piping work at this building will be late in March/April.

14. Chairman's Report

Mr. Cunningham said that being so new to the commission, he had little to add today. He mentioned that he is very thankful that Kevin Seery went over many subjects related to being part of this commission. He also said that he did not know what to expect but he was happy to say that he had learned a lot and will be looking forward to future meetings. He also introduced Ann Cacchiello and thanked her for all her support.

15. Staff Updates

a. Water Department Monthly Report

Mr. North noted a reduction of water pumped into the system. This could be partly because we have a better handle on our leak detection system with the new water meters. We are seeing a 20% reduction in water production for this month alone.

Mr. Cunningham asked about 2015/2016 numbers in charts. Seem higher than other years. Mr. North answered that it could be the summer usage that is a lot higher. Also, leak detection has gotten better since then. Mr. Bragaw mentioned that irrigation systems drive those numbers too. Mr. Bond mentioned that Zern has come out with a new product to prevent irrigation backflow back into the system. This product will have a large residential market since a lot of towns are looking into going into a submetering system for irrigation.

Mr. Bond asked about the status of meters for the schools. Mr. Garneau responded that all meters have been ordered but will not be installed until spring break since water will have to be turned off and will impact the students.

b. Sewer Department Monthly Report

Sewer flows have slowed down since the October report However, the system still pumps around 1M gallons per day.

Mr. Murphy asked for any updates on the Rocky Neck sewer tie-in. Mr. North responded that he will be meeting with them next Wednesday.

16. Future Agenda Items

Mr. Bond mentioned that the subcommittees that were created this year need to start looking into the issues assigned to them. One of them being the residential line leak insurance. Mr. Bragaw asked Mr. North to reach out to the subcommittees to start looking into engaging them to start meeting in beginning of the year.

17. Adjournment

Mr. Cunningham called for a motion to adjourn.

****MOTION (8)**

Mr. Murphy moved to adjourn this Regular Meeting of the East Lyme Water and Sewer Commission at 7: 45 PM.

Mr. DiGiovanni seconded the motion.

Vote 8 – 0 – 0

The motion passed.

Respectfully submitted,

Tania Ranelli
Recording Secretary

Town of

Office of Water & Sewer Commission
Water Department



East Lyme

Post Office Box 519
Niantic, Connecticut 06357
bnorth@eltownhall.com
(860) 691-4108

November 29, 2023

Aqueous Film-Forming Foams Products
Liability Litigation
c/o Dupont Notice Administrator
1650 Arch Street, Suite 2210
Philadelphia, PA 19103

Re: Public Water Systems Settlement Program (DuPont) – Request for Exclusion

Dear Notice Administrator,

I am writing to formally request the East Lyme Water and Sewer Commission's (the "Commission") exclusion from the Settlement Class in the Public Water Systems Settlement Program involving DuPont. The Commission does not wish to be a Settlement Class Member and does not want to participate in the Settlement or receive any funds from the Settlement.

The Commission hereby exercises its right to Opt-Out of the Settlement Class and Settlement in accordance with the terms and conditions specified in the Settlement Agreement. Please consider this letter as my written and signed statement entitled "Request for Exclusion."

The Commission understands that its Request for Exclusion must be filed with the Notice Administrator, served in accordance with Federal Rule of Civil Procedure 5, and comply with all Opt-out provisions of the Settlement Agreement to be considered valid. The Commission affirms that it has followed all necessary procedures and provided all required information as outlined in the Settlement Agreement.

For your reference, the Commission has also served copies of this Request for Exclusion to the Special Master, the Claims Administrator, Counsel for DuPont, and Class Counsel in accordance with the applicable guidelines.

If you require any additional information or documentation to process the Commission's request, please do not hesitate to contact it at the email address or phone number provided above.

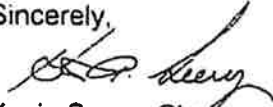
EAST LYME
WATER & SEWER COMMISSION

DEC 12 2023

AGENDA# 5

Thank you for your attention to this matter. The Commission kindly requests confirmation of its exclusion from the Settlement Class at your earliest convenience.

Sincerely,



Kevin Seery, Chair
East Lyme Water & Sewer Commission
Attachment: Affidavit in support of request for exclusion

CC:

Kevin T. Van Wart
Michael T. Reynolds
Scott Summy
Michael A. London
Paul J. Napoli
Elizabeth A. Fegan
Joseph F. Rice
Jeffrey M. Wintmer
Graham W. Meli

**Affidavit in support of request for exclusion from settlement agreement in
In re: Aqueous Film-Forming Foams Products Liability Litigation, MDL No. 2-18-mn-2873-RMG;
City of Camden, et al. v. E.I. DuPont De Nemours and Company (n/k/a EIDP, Inc.), et al.,
2:23-cv-03230-RMG.**

1. I am the Chair of the East Lyme Water & Sewer Commission ("System"). In this role, I have authority over the supervision, management and control of the System, including provision of drinking water to individuals and businesses in the Town of East Lyme in Connecticut in the United States of America. This includes authority to oversee operations at the System.
2. The proposed Settlement Class in the above-referenced matter is defined as, "(a) All Public Water Systems in the United States of America that draw or otherwise collect from any Water Source that, on or before the Settlement Date, was tested or otherwise analyzed for PFAS and found to contain any PFAS at any level; and (b) All Public Water Systems in the United States of America that, as of the Settlement Date, are (i) subject to the monitoring rules set forth in UCMR 5 (i.e., "large" systems serving more than 10,000 people and "small" systems serving between 3,300 and 10,000 people), or (ii) required under applicable federal or state law to test or otherwise analyze any of their Water Sources or the water they provide for PFAS before the UCMR 5." (Settlement Agreement at paragraph 5.1.1.)

3. Check one:

The System has one or more PFAS-impacted water sources, as the [name of impacted water source] provides it with water. As such, the System is a member of the above-referenced proposed Settlement Class under the Settlement Class definition, subsection (a).

OR

The System is subject to the monitoring rules set forth in UCMR 5. As such, System is a member of the proposed Settlement Class under the Settlement Class definition, subsection (b)(i).

OR

The System serves 15,245 people with drinking water. As such, it is a member of the above-referenced proposed Settlement Class under the Settlement Class definition, subsection (b)(ii).

4. Check one:

The System is listed on Exhibit I of the Settlement Agreement as a state-owned public water system that would be excluded from the Settlement Agreement if it could not sue or be sued in its own name. (Settlement Agreement paragraph 5.1.2, subsection (b). The System has the ability to sue and be sued in its own name. As such, it meets none of the exclusion criteria set forth in the Settlement Agreement at Paragraph 5.1.2.

OR

x The System is a municipally-owned system, but is not listed on Exhibit I of the Settlement Agreement as a municipally—owned public water system that would be excluded from the Settlement Agreement if it could not sue or be sued in its own name. (Settlement Agreement paragraph 5.1.2, subsection (b). The System has the ability to sue and be sued in its own name. As such, it meets none of the exclusion criteria set forth in the Settlement Agreement at Paragraph 5.1.2. .

5. My address is 108 Pennsylvania Avenue, Niantic, Connecticut 06357. My telephone number is (860) 691-4108 . My email is bnorth@eltownhall.com.
6. The address of System is 108 Pennsylvania Avenue, Niantic, Connecticut 06357. The telephone number is (860) 691-4108. The email address for the System is bnorth@eltownhall.com.
7. As Chair of the System, I have authority to make decisions on legal matters involving it, pursuant to the Ordinance Establishing a Water & Sewer Commission. I am, therefore, legally authorized to request to exclude System as a Settlement Class Member, from the Settlement Agreement. At this time, I am formally requesting that the System be excluded from the E.I. DuPont De Nemours and Company(n/k/a EIDP, Inc.), et al Settlement Agreement in the case of *In re: Aqueous Film-Forming Foams Products Liability Litigation*, MDL No. 2-18-mn-2873-RMG. This request relates to *City of Camden, et al. v. E.I. DuPont De Nemours and Company(n/k/a EIDP, Inc.), et al.*, 2:23-cv-03230-RMG

I declare under penalty of perjury under the laws of the United States of America that the foregoing is true and correct.

Executed this ^{29th} day of NOV, 2023, at EAST LYME, Connecticut.


Kevin Seery, Chair
East Lyme Water & Sewer Commission

This is to certify, pursuant to FRCP 5, that a copy of the foregoing letter and affidavit was served, via regular, first class mail, on December 1, 2023 to the following parties:

Jeffrey M. Wintner
Graham W. Meli
Wachtell, Lipton, Rosen & Katz
51 West 52nd Street
New York, NY 10019

Kevin T. Van Wart
Kirkland & Ellis LLP
300 North LaSalle
Chicago, IL 60654

Michael T. Reynolds
Cravath, Swaine & Moore LLP
825 Eighth Avenue
New York, NY 10019

Scott Summy
Baron & Budd, P.C.
3102 Oak Lawn Ave., Ste. 1100
Dallas, Texas 75219


Michael A. London
Douglas & London
59 Maiden Lane, 6th
Floor New York, NY
10038

Paul J. Napoli
Napoli Shkolnik
1302 Ponce de Leon
San Juan, Puerto Rico 00907

Elizabeth A. Fegan
Fegan Scott LLC
150 S. Wacker Drive, 24th Floor
Chicago, IL 60606

**WALLER, SMITH &
PALMER, P.C.**
Counselors at Law
52 Eugene O'Neill Drive
P.O. Box 88
New London, CT 06320
Tel. No. (860) 442-0367
Juris Number 65975

Joseph F. Rice
Motley Rice
28 Bridgeside Blvd.
Mount Pleasant, SC 29464

By: 
Mark S. Zamarka, Esq. of
Waller, Smith & Palmer, P.C.
Town of East Lyme Attorney

WALLER, SMITH &
PALMER, P.C.
Counselors at Law
52 Eugene O'Neill Drive
P.O. Box 88
New London, CT 06320
Tel. No. (860) 442-0367
Juris Number 65975



nunc pro tunc meaning



Images Perspectives Videos Shopping News Maps Books Flight

About 596,000 results (0.28 seconds)

 LII / Legal Information Institute
<https://www.law.cornell.edu/Wex>

nunc pro tunc | Wex | US Law | LII / Legal Information Institute

Nunc pro tunc is a Latin term meaning "now for then." Generally, this refers to an action taken by a court that applies retroactively to correct an earlier ...

<https://dictionary.law.com> › Default

nunc pro tunc - Legal Dictionary - Law.com

Latin for "now for then," this refers to changing back to an earlier date of an order, judgment or filing of a document. Such a retroactive re-dating requires a ...

 Westlaw
<https://content.next.westlaw.com/document/Nunc-pro...>

Nunc pro tunc | Practical Law

A phrase literally meaning "now for then" applied to orders made by the court. Such an order will allow an act to be done after the time that it should have ...

Range of Accounts: 06- - - to 06-99- - - Include Cap Accounts: Yes As Of: 11/30/23
Skip Zero Activity: Yes

NOTE: This report includes ONLY activity originally Budgeted/Charged to Budget Year 4.
Prior Year Budgeted/Encumbered/Payable amounts rolled to Budget Year 4 have been EXCLUDED.

Account No	Description	Budgeted	Transfers	Encumber	Net Expd/Reimb	Payable	Balance	YTD %Used
06-00-000-000-000	SEWER DEPARTMENT							
06-01-114-000-000	OPERATIONS, MAINTENANCE AND AD							
06-01-114-100-121	FICA/Medicare	44,900.00	0.00	0.00	15,957.94	0.00	28,942.06	36
Department: 114	OPERATIONS, MAINTENANCE AND AD Total	44,900.00	0.00	0.00	15,957.94	0.00	28,942.06	36
06-01-200-000-000	EQUIPMENT							
06-01-200-100-007	Vehicle - Lease Payment	18,856.00	0.00	0.00	6,873.35	0.00	11,982.65	36
Department: 200	EQUIPMENT Total	18,856.00	0.00	0.00	6,873.35	0.00	11,982.65	36
06-01-300-000-000	OPERATION & MAINTENANCE							
06-01-300-100-000	OPER & MAINT PAY AND BENEFITS							
06-01-300-100-101	SALARIES & WAGES	320,300.00	0.00	0.00	130,248.21	0.00	190,051.79	41
06-01-300-100-102	Field OT	59,000.00	0.00	0.00	25,408.26	0.00	33,591.74	43
06-01-300-100-122	PERSONNEL BENEFITS	154,000.00	0.00	79,945.13	59,355.87	498.00	14,699.00	90
06-01-300-500-000	OPERATIONS & MAINTENANCE EXPEN							
06-01-300-610-210	TREATMENT PLANT & SYSTEM FEE	992,800.00	0.00	35,000.00	455,594.46	0.00	502,205.54	49
06-01-300-610-215	MAINTENANCE OF PUMP STA EQUIP	80,000.00	0.00	18,385.33	9,112.59	0.00	52,502.08	34
06-01-300-610-217	Maintenance of wet wells	60,000.00	0.00	55,482.04	3,011.80	0.00	1,506.16	97
06-01-300-610-220	MAINTENANCE OF SYSTEM	12,000.00	0.00	4,621.55	1,870.43	0.00	5,508.02	54
06-01-300-610-221	Infiltration/Inflow Improvements	1,000.00	0.00	0.00	0.00	0.00	1,000.00	0
06-01-300-610-225	MATERIALS & SUPPLIES	11,500.00	0.00	4,417.94	3,622.59	0.00	3,459.47	70
06-01-300-610-230	UTILITIES	165,000.00	0.00	43,460.97	56,539.03	0.00	65,000.00	61
06-01-300-610-231	Telephones	5,900.00	0.00	3,611.35	938.65	0.00	1,350.00	77
06-01-300-610-235	FUEL OIL AND GASOLINE	29,800.00	0.00	14,395.87	4,511.93	0.00	10,892.20	63
06-01-300-610-240	CHEMICALS	175,000.00	0.00	41,560.35	69,649.21	0.00	63,790.44	64
06-01-300-610-250	O&M EXPENSE	16,140.00	0.00	5,279.78	801.68	0.00	10,058.54	38
06-01-300-610-260	MAINTENANCE OF VEHICLES	8,500.00	0.00	1,770.15	3,333.07	0.00	3,396.78	60
Department: 300	OPERATION & MAINTENANCE Total	2,090,940.00	0.00	307,930.46	823,997.78	498.00	959,011.76	54
06-01-400-000-000	ADMINISTRATION PAY AND BENEFIT							
06-01-400-100-101	SALARIES & WAGES	207,200.00	0.00	0.00	76,522.16	0.00	130,677.84	37
06-01-400-200-000	ADMINISTRATION GENERAL							
06-01-400-200-140	LEGAL & ACCOUNTING	18,300.00	0.00	982.50	1,017.50	0.00	16,300.00	11

Account No	Description	Budgeted	Transfers	Encumber	Net Expd/Reimb	Payable	Balance	YTD %Used
06-01-400-200-210	OUTSIDE SERVICES	21,600.00	0.00	6,900.00	8,680.79	0.00	6,019.21	72
06-01-400-200-290	INSURANCE P,D&L	40,000.00	0.00	6,416.08	19,248.28	0.00	14,335.64	64
06-01-400-300-243	PROFESSIONAL DEVELOPMENT	3,000.00	0.00	0.00	0.00	0.00	3,000.00	0
06-01-400-300-320	SUPPLIES & MISCELLANEOUS	2,200.00	0.00	500.00	0.00	0.00	1,700.00	23
Department: 400	ADMINISTRATION PAY AND BENEFIT Total	292,300.00	0.00	14,798.58	105,468.73	0.00	172,032.69	41
06-01-500-500-000	CAPITAL REPLACEMENT/IMPROVEMEN							
06-01-500-500-310	CAPITAL REPLACEMENT RESERVE	100,000.00	0.00	0.00	8,497.50	0.00	91,502.50	8
06-01-500-500-330	NEW SERVICES/PROJECTS	80,500.00	0.00	0.00	0.00	0.00	80,500.00	0
Department: 500	Total	180,500.00	0.00	0.00	8,497.50	0.00	172,002.50	5
06-01-600-600-000	OPERATING RESERVE							
06-01-600-600-400	CONTINGENCY	50,000.00	0.00	0.00	50,000.00	0.00	0.00	100
Department: 600	Total	50,000.00	0.00	0.00	50,000.00	0.00	0.00	100
06-01-800-800-801	OTO - Operating Transfer Out							
Department: 800	Total	50,000.00	0.00	0.00	0.00	0.00	50,000.00	0
Fund: 06	SEWER DEPARTMENT Budgeted Total	2,727,495.00	0.00	322,729.04	1,010,795.30	498.00	1,393,971.66	49
Fund: 06	SEWER DEPARTMENT Non-Budgeted Total	0.00	0.00	0.00	0.00	0.00	0.00	0
Fund: 06	SEWER DEPARTMENT Total	2,727,495.00	0.00	322,729.04	1,010,795.30	498.00	1,393,971.66	49
Final Budgeted		2,727,495.00	0.00	322,729.04	1,010,795.30	498.00	1,393,971.66	49
Final Non-Budgeted		0.00	0.00	0.00	0.00	0.00	0.00	0
Final Total		2,727,495.00	0.00	322,729.04	1,010,795.30	498.00	1,393,971.66	49

Range of Accounts: 07- - - - to 07-99- - - -

Include Cap Accounts: Yes As Of: 11/30/23
Skip Zero Activity: Yes

NOTE: This report includes ONLY activity originally Budgeted/Charged to Budget Year 4.
Prior Year Budgeted/Encumbered/Payable amounts rolled to Budget Year 4 have been EXCLUDED.

Account No	Description	Budgeted	Transfers	Encumber	Net Expd/Reimb	Payable	Balance	YTD %Used
07-00-000-000-000	WATER DEPARTMENT							
07-01-114-100-121	FICA/MEDICARE	85,700.00	0.00	0.00	29,173.22	0.00	56,526.78	34
Department: 114	Total	85,700.00	0.00	0.00	29,173.22	0.00	56,526.78	34
07-01-300-000-000	SALARIES, WAGES & BENEFITS							
07-01-300-200-201	BONDS/PRINCIPAL	679,765.00	0.00	0.00	311,243.93	0.00	368,521.07	46
07-01-300-200-202	Meter Replacement Project Bonds	120,000.00	0.00	11,664.78	37,964.31	0.00	70,370.91	41
07-01-300-340-000	NEW SERVICES							
07-01-300-340-345	NEW SERVICES	8,300.00	0.00	0.00	8,300.00	0.00	0.00	100
07-01-300-340-346	NEW METERS	10,000.00	0.00	5,064.76	1,453.24	0.00	3,482.00	65
07-01-300-390-000	EQUIPMENT							
07-01-300-390-394	TOOLS & EQUIPMENT	10,000.00	0.00	6,492.04	3,350.46	0.00	157.50	98
07-01-300-390-397	COMMUNICATIONS EQUIPMENT	8,600.00	0.00	3,880.80	2,119.20	0.00	2,600.00	70
07-01-300-400-427	BONDS INTEREST	113,605.00	0.00	0.00	88,186.26	0.00	25,418.74	78
07-01-300-500-520	OPERATING TRANSFERS OUT	72,715.00	0.00	0.00	0.00	0.00	72,715.00	0
07-01-300-500-521	OTO - Sewer Assessment Fund	35,000.00	0.00	0.00	0.00	0.00	35,000.00	0
07-01-300-610-000	SOURCE OF SUPPLY MAINTENANCE E							
07-01-300-610-614	MAINTENANCE OF WELLS	90,000.00	0.00	41,089.28	27,723.57	0.00	21,187.15	76
07-01-300-620-000	PUMPING OPERATION EXP							
07-01-300-620-622	Fuels	44,100.00	0.00	10,977.07	8,049.58	0.00	25,073.35	43
07-01-300-620-623	Electricity	320,000.00	0.00	156,991.01	43,008.99	0.00	120,000.00	62
07-01-300-630-000	PUMPING MAINTENANCE EXP							
07-01-300-630-631	MAINTENANCE OF PUMPING STATION	41,600.00	0.00	4,305.00	2,285.25	0.00	35,009.75	16
07-01-300-640-000	WATER TREATMENT EXP							
07-01-300-640-641	CHEMICALS	447,200.00	0.00	24,292.69	126,175.90	0.00	296,731.41	34
07-01-300-660-000	TRANSMISSION & DISTRIBUTION EX							
07-01-300-660-665	MISC MAPS & RECORDS	2,900.00	0.00	0.00	42.77	0.00	2,857.23	1
07-01-300-660-666	Safety Equip/Training	18,200.00	0.00	1,816.40	6,544.53	0.00	9,839.07	46

Account No	Description	Budgeted	Transfers	Encumber	Net Expd/Reimb	Payable	Balance	YTD %Used
07-01-300-670-000	TRANSPORTATION & DIST MAINT EX							
07-01-300-670-671	MAINTENANCE OF O & M	16,140.00	0.00	3,053.21	4,363.21	0.00	8,723.58	46
07-01-300-670-673	MAINT OF TRANSMISSION & DISTR	80,000.00	0.00	26,240.84	50,950.53	0.00	2,808.63	96
07-01-300-670-677	MAINTENANCE OF HYDRANTS	2,000.00	0.00	2,000.00	0.00	0.00	0.00	100
07-01-300-900-000	CUSTOMER ACCOUNTS EXP							
07-01-300-900-903	CUSTOMER RECORDS & COLLECTION	53,000.00	0.00	0.00	7,145.00	0.00	45,855.00	13
07-01-300-920-201	ADMINISTRATIVE ASSISTANT SALAR	77,700.00	0.00	0.00	29,350.51	0.00	48,349.49	38
07-01-300-920-202	PW & FINANCE DIR, UTL ENG-SALA	233,700.00	0.00	0.00	99,550.48	0.00	134,149.52	43
07-01-300-920-204	FIELD PERSONNEL SALARIES	645,000.00	0.00	0.00	251,241.98	0.00	393,758.02	39
07-01-300-920-205	Field Personnel Salaries OT	93,200.00	0.00	0.00	28,334.83	0.00	64,865.17	30
07-01-300-920-206	Meter Installers - Temporary	69,680.00	0.00	0.00	28,298.25	0.00	41,381.75	41
07-01-300-920-210	OFFICE SUPPLIES & MISC	2,200.00	0.00	110.04	648.76	0.00	1,441.20	34
07-01-300-920-220	Interconnection	94,500.00	0.00	0.00	0.00	0.00	94,500.00	0
07-01-300-920-230	OUTSIDE SERVICES	97,500.00	0.00	25,975.75	31,330.61	0.00	40,193.64	59
07-01-300-920-240	INSURANCE - PROPERTY	28,000.00	0.00	12,832.18	12,832.18	0.00	2,335.64	92
07-01-300-920-260	EMPLOYEE BENEFITS & PENSIONS	322,600.00	0.00	173,410.30	119,678.58	0.00	29,511.12	91
07-01-300-930-321	VEHICLE EXPENSE	10,000.00	0.00	677.28	2,425.94	0.00	6,896.78	31
07-01-300-930-323	Vehicle Acquisitio Payments	85,830.00	0.00	0.00	43,341.35	0.00	42,488.65	50
07-01-300-930-325	Capitol Projects	200,000.00	0.00	6,000.00	8,497.50	0.00	185,502.50	7
07-01-300-930-999	CONTINGENCY	100,000.00	0.00	15,095.30	1,214.01	0.00	83,690.69	16
Department: 300	SALARIES, WAGES & BENEFITS Total	4,233,035.00	0.00	531,968.73	1,385,651.71	0.00	2,315,414.56	45
07-98-100-000-001	Refund of Revenues	0.00	0.00	0.00	6,376.92	0.00	6,376.92-	0
Department: 100	Total	0.00	0.00	0.00	6,376.92	0.00	6,376.92-	0
Fund: 07	WATER DEPARTMENT Budgeted Total	4,318,735.00	0.00	531,968.73	1,414,824.93	0.00	2,371,941.34	45
Fund: 07	WATER DEPARTMENT Non-Budgeted Total	0.00	0.00	0.00	6,376.92	0.00	6,376.92-	0
Fund: 07	WATER DEPARTMENT Total	4,318,735.00	0.00	531,968.73	1,421,201.85	0.00	2,365,564.42	45
Final Budgeted		4,318,735.00	0.00	531,968.73	1,414,824.93	0.00	2,371,941.34	45
Final Non-Budgeted		0.00	0.00	0.00	6,376.92	0.00	6,376.92-	0
Final Total		4,318,735.00	0.00	531,968.73	1,421,201.85	0.00	2,365,564.42	45

RECEIVED FOR RECORD
EAST LYME, CT

2024 JAN -4 P 3:05

CONNOR WILLIAMS
TOWN CLERK

**EAST LYME WATER & SEWER COMMISSION
SPECIAL MEETING
Wednesday December 27, 2023
MINUTES**

The East Lyme Water & Sewer Commission held a special meeting on Wednesday December 27, 2023.

PRESENT: Daniel Cunningham - Chairman, Steve DiGiovanna, Dave Murphy, Dave Bond, Roger Spencer, Carol Russell, Michelle Williams

ALSO PRESENT: Joe Bragaw, Public Works Director
Ben North, Chief Operating Officer
Matt Garneau, Utility Engineer

ABSENT: Commission Members - Ken Roberts, Dave Zoller

1. Call to Order/ Pledge of Allegiance

Chairman Cunningham called the special meeting to order at 5:00 PM. The Pledge was observed.

2. Discussion of Water Testing Results

Mr. North went over the recent Per- and Polyfluorinated Substances (PFAS) testing results. Mr. North stated that PFAS was found at levels below CT DPH Action levels. We are required to do anything at this time, but he recommended that we notify our customers for full transparency. The discussion then went into how and when we should notify our customers. Mr. North provided the Commission with a draft letter to the customers that he wanted to send out early next week. The Commission thought the draft letter was good and agreed with the timing to send it out. Mr. North said that since a letter takes time to reach a customer, staff was looking to post the letter on the town's website, put it out on town social media outlets and send the letter to the NL Day to get the word out in a timely fashion. The Commission also suggested we email the letter out to customers that we have emails for.

Since these PFAS results will affect the arrangements of the New London-East Lyme Regional Interconnection, Mr. North stated that he was planning on reaching out to New London to discuss results with them as well.

The Commission and staff agreed that it would be best to start the next regular scheduled meeting on Tuesday January 23rd at 7 PM with an agenda item about PFAS to allow for a public informational on this subject.

Mr. North stated that staff has already started exploring PFAS water treatment methods and may need to get the capital projects subcommittee together in the next month or two to go over the financial implications of this so they can then bring it back to the entire Commission at a meeting in the Spring.

Mr. DiGiovanna called for a motion to close this meeting.

***MOTION (1)**

EAST LYME
WATER & SEWER COMMISSION

JAN 23 2024

AGENDA# 2b

Mr. DiGiovanna moved to close this special meeting.

Mr. Murphy seconded the motion.

Vote: 7- 0- 0.

Motion passed.

Mr. Cunningham closed the special meeting at 5:58 PM.

Respectfully submitted,

Matt Garneau
Utility Engineer

ATTACHMENT B
APPROVAL OF BILLS

EAST LYME WATER & SEWER COMMISSION

January 23, 2024

- | | | |
|--|--|-------------|
| 1. Well 5 Lagoon Expansion Project | | |
| a. | | \$ |
| 2. DOT Water and Sewer Relocation Project | | |
| a. Weston and Sampson Inv. No. 1241174 | | \$ 1,800.00 |
| 3. SCADA/Telemetry Improvements | | |
| a. | | \$ |
| 4. Booster Station Upgrades | | |
| a. | | \$ |
| b. | | \$ |
| 5. Water Main Improvements | | |
| a. | | \$ |

**EAST LYME
WATER & SEWER COMMISSION**

JAN 23 2024

AGENDA# 8

Tax ID No: 04-2601194

INVOICE

PLEASE MAKE CHECKS PAYABLE TO:

Weston & Sampson Engineers, Inc.



55 Walkers Brook Drive, Suite 100, Reading, MA 01867
westonandsampson.com Tel: 978.532.1900

January 8, 2024

Project No: ENG21-0356

Invoice No: 1241174

Ben North
EAST LYME CT, TOWN OF
108 Pennsylvania Avenue
Niantic, CT 06357

Project ENG21-0356 TOWN OF EAST LYME- CT DOT 44-0156 SEWER CONFLICT
RESOLUTIONS

PURCHASE ORDER NO: 21-02079

Professional Services through December 29, 2023

Professional Personnel

	Hours	Rate	Amount
PROJECT MANAGER I			
McKenna, Kevin	9.00	200.00	1,800.00
Totals	9.00		1,800.00
Total Labor			1,800.00
		TOTAL THIS INVOICE	\$1,800.00

RECOMMENDED FOR PAYMENT

~~DIRECTOR PUBLIC WORKS~~

C.O.O.

APPROVED FOR PAYMENT

CHAIRMAN

EAST LYME WATER & SEWER COMMISSION

Billing Backup

Monday, January 8, 2024

Weston & Sampson Engineers, Inc.

Invoice 1241174 Dated 1/8/2024

11:11:37 AM

Project	ENG21-0356	TOWN OF EAST LYME- CT DOT 44-0156 SEWER CONFLICT RESOLUTIONS
---------	------------	--

Professional Personnel

			Hours	Rate	Amount	
PROJECT MANAGER I						
02848	McKenna, Kevin	12/4/2023	1.00	200.00	200.00	
02848	McKenna, Kevin	12/11/2023	1.00	200.00	200.00	
02848	McKenna, Kevin	12/19/2023	2.00	200.00	400.00	
02848	McKenna, Kevin	12/21/2023	5.00	200.00	1,000.00	
	Totals		9.00		1,800.00	
	Total Labor					1,800.00
				Total this Project		\$1,800.00
				Total this Report		\$1,800.00

Request for Water and Sewer Commission

TO: Water & Sewer Commission

FROM: Joe Bragaw, Director of Public Works
Ben North, Chief Operating Officer
Matt Garneau, Utility Engineer

CC: Daniel Cunningham, First Selectman and Water and Sewer Chairman
Kevin Gervais, Director of Finance

DATE: January 23, 2024

SUBJECT: Request to reallocate funds from Boston Post Road Tank and Well 5A Upgrade ARPA Projects to Well 4 and Well 1A/6 PFAS Removal Project.

Summary of Agenda Item:

The Water and Sewer Commission requested and Board of Selectman previously appropriated \$750,000 of American Rescue Plan Act of 2021 (ARPA) to sandblasting and recoating the Boston Post Road water tank. The project has been very successful and was completed about \$187,000 under budget.

The Well 5A Water Treatment Plant Improvement Project was also completed with \$920,000 of approved ARPA funds and has been performing very well.

Recently, the East Lyme Water Department discovered PFAS in two well treatment sites and is in the early stages of selecting filtration technology for its removal. The Water Department is requesting that the unspent funds from the two water projects identified be used to help fund a project that would remove PFAS from these two well sites. It is expected that while the upgrades to these facilities will cost millions, the remaining ARPA funds could be used to fund initial design costs for the project. Staff is requesting that the Water and Sewer Commission endorse and request that the Board of Selectman allocate all remaining ARPA funds originally designated for these completed projects to be reallocated to the Well 4 and Well 1A/6 PFAS Removal Project.

Action Needed:

Motion to request the East Lyme Board of Selectman to consider the reallocation of \$187,107.54 from the Boston Post Road Tank Project, account #85-70-007-700-711 and \$2,291.10 from the Well 5A WTP Upgrade Project, account #85-70-004-700-004 to an account to be created and titled "Well 4 and Well 1A/6 PFAS Removal Project".

Attachments:

None

Selectmen's Agenda Item No. <u>10</u> Date: 1/23/2024
--

**East Lyme Water Department
Monthly Report for December 2023**

1. General Statistics

TASKS PERFORMED by WATER DEPARTMENT	December 2023	TOTAL THIS YEAR	TOTAL LAST YEAR (July 1st to June 30th)
Meters Installed (New Accounts)	1	9	21
New Meters In System	133	1,029	New / Total
			6486 / 6634 or 98%
New Service Connections Installed	1	7	19
Services and Mains Repaired⁽¹⁾	1 Mainbreak / 2 Services	17	42
Gallons Pumped (x1000)	46,355	318,013	726,745

(1) Repair or replacement of service line from main to curb stop.

2. Monthly Average Day Demand (MADD)

	December 2023	December 2022	% Difference LY
Water Produced (Million Gallons Daily)	1.495	1.725	-13.30%

MADD as a % of 3.16 MGD available water (24-hour pumping) = 47.32%

MADD as a % of 2.37 MGD available water (18-hour pumping) = 63.09%

Note: Available water based on 2005 Water Supply Plan and subsequent revisions approved February 20, 2007. Figures not adjusted for additional water available from New London during the summer months.

3. Significant Items

1. Precipitation was 8.06 inches for the month of December.
2. Staff is continuing meter replacement work. 133 Meters were installed last month. We are at 98% completion and have begun delivering door knockers to those who have yet to schedule a meter replacement appointment.

EAST LYME
WATER & SEWER COMMISSION

JAN 23 2024

AGENDA# 13a

EAST LYME WATER DEPARTMENT

Historic Monthly Water Production Report (x1,000)

	14-15	15-16	16-17	17-18	18-19	19-20	20-21	21-22	22-23	AVG. Previous Years	23-24	% +/- (Previous Years)	Monthly Precip. (in.)
July	72074	80638	81529	67948	67364	69703	64939	62206	79552	71773	64318	-10.39%	10.11
Aug.	69962	71557	73078	62844	61898	65912	66044	63933	75649	67875	58913	-13.20%	4.90
Sept.	54918	62752	56264	48592	52642	58151	56757	55281	56869	55803	54729	-1.92%	9.46
Oct.	50298	56829	53767	45152	48004	51836	48088	53507	54484	51329	48969	-4.60%	3.50
Nov.	46624	56798	51876	39400	51065	45917	40639	52801	54519	48849	44729	-8.43%	1.64
Dec.	51289	59049	53697	45664	40675	48171	40399	56781	53467	49910	46355	-7.12%	8.06
Jan.	53405	55502	55699	48433	44334	44334	45053	63884	49219	51096			
Feb.	50538	58426	56887	41951	44733	47832	41912	61236	47891	50156			
Mar.	55848	56130	55300	44903	54467	50150	48343	65938	58247	54370			
Apr.	54891	56931	49606	46231	52493	48753	49554	60322	59939	53191			
May	68621	65388	58395	51915	57692	55327	57411	65009	70825	61176			
Jun.	64086	74172	64325	57332	58021	64665	57685	68306	66084	63853			
Total	692554	754172	710423	600365	633388	650751	616824	729204	726745	679381			37.67

% +/- (Previous Year)

18.22%

-5.21%

2.74%

5.50%

-15.49%

-5.80%

8.90%

% +/-

Running Annual Average

-7.61%

East Lyme Water - Production by Month



Month

■ 2014-2021 Average

▨ Current Year

EAST LYME WATER DEPARTMENT Well Production Report December 2023

Withdrawals	Well 1A		Well 2A		Well 3A		Well 3B		Well 4A		Well 5		Well 6		Wells 3A/3B	Wells 2A/3A/3B	Daily Total (Wells)	Water From NL	Water To NL	Daily Total (Wells & NL)(3)	Precip inches
	(MGD)	(WL-ft)	(MGD)	(WL-ft)	(MGD)	(WL-ft)	(MGD)	(WL-ft)	(MGD)	(WL-ft)	(MGD)	(WL-ft)	(MGD)	(WL-ft)	(MGD)	(MGD)	(MGD)	(MGD)	(MGD)	(MGD)	
Max. Reg./Perm.(1,2)	1.160		0.864		0.560		0.993		0.547		0.780		0.440		0.993	1.857	4.784	1.000	1.000	5.784	
24-hr Pumping	1.160		0.648		0.446		0.993		0.324		0.619		0.440		1.439	2.087	4.630	0.500	NA	5.130	
18-hr Pumping	0.870		0.486		0.335		0.745		0.243		0.464		0.330		1.080	1.566	3.473	0.500	NA	3.973	
SFR 24-hr Pumping(2)	1.160		0.648		0.446		0.993		0.324		0.000		0.000		0.993	1.641	3.125	0.500	NA	3.625	
SFR 18-hr Pumping	0.870		0.486		0.335		0.745		0.243		0.000		0.000		0.745	1.231	2.344	0.500	NA	2.844	
Monthly Average	0.336		0.150		0.120		0.200		0.140		0.167		0.309		0.321	0.471	1.424	0.072	0.000	1.495	
Date	"Alert" Trigger	12.0		4.0		15.0		20.0		6.0		18.0		22.0							
12/1/2023	0.261	16.8	0.070	21.0	0.115	19.4	0.276	22.6	0.124	13.50	0.121	34.5	0.212	31.0	0.391	0.462	1.180	0.000	0.000	1.180	0.00
12/2/2023	0.294	20.0	0.006	21.0	0.113	42.0	0.360	36.6	0.132	13.50	0.132	34.5	0.237	40.1	0.473	0.479	1.275	0.099	0.000	1.374	0.22
12/3/2023	0.319	17.1	0.014	21.0	0.121	42.0	0.311	36.8	0.148	13.50	0.102	34.7	0.258	31.4	0.432	0.445	1.272	0.096	0.000	1.368	0.16
12/4/2023	0.321	21.5	0.138	21.0	0.167	18.8	0.063	22.6	0.154	4.80	0.164	34.6	0.266	39.1	0.230	0.368	1.273	0.168	0.000	1.441	0.43
12/5/2023	0.370	16.7	0.134	21.0	0.141	14.1	0.000	36.0	0.188	3.70	0.160	34.3	0.299	31.1	0.141	0.275	1.292	0.077	0.000	1.369	0.00
12/6/2023	0.382	16.6	0.134	20.0	0.195	14.2	0.000	36.0	0.242	13.50	0.163	15.4	0.309	30.9	0.195	0.329	1.425	0.072	0.000	1.497	0.00
12/7/2023	0.434	21.4	0.126	20.0	0.131	42.0	0.000	36.0	0.159	13.50	0.166	15.4	0.350	39.5	0.131	0.257	1.366	0.083	0.000	1.449	0.00
12/8/2023	0.380	16.4	0.158	20.0	0.213	14.1	0.000	36.0	0.256	3.67	0.175	15.1	0.308	30.8	0.213	0.371	1.490	0.000	0.000	1.490	0.00
12/9/2023	0.438	16.3	0.156	20.0	0.200	14.3	0.000	36.0	0.205	3.58	0.188	15.0	0.354	30.7	0.200	0.356	1.540	0.023	0.000	1.563	0.00
12/10/2023	0.432	16.3	0.179	20.0	0.222	14.4	0.000	36.0	0.180	3.57	0.186	14.5	0.352	30.6	0.222	0.401	1.551	0.023	0.000	1.574	0.00
12/11/2023	0.398	16.7	0.186	21.0	0.188	42.0	0.000	36.0	0.241	13.50	0.183	15.4	0.322	30.6	0.188	0.374	1.518	0.000	0.000	1.518	3.13
12/12/2023	0.415	21.9	0.145	21.0	0.000	42.0	0.000	36.0	0.177	13.70	0.173	15.5	0.336	40.1	0.000	0.145	1.245	0.172	0.000	1.417	0.07
12/13/2023	0.407	17.1	0.208	21.0	0.000	42.0	0.000	36.0	0.240	3.80	0.184	34.8	0.329	31.7	0.000	0.208	1.368	0.167	0.000	1.535	0.00
12/14/2023	0.298	16.9	0.337	21.0	0.000	42.0	0.000	36.0	0.122	13.60	0.170	14.4	0.241	31.0	0.000	0.337	1.168	0.175	0.000	1.343	0.00
12/15/2023	0.452	17.0	0.124	20.0	0.000	42.0	0.000	36.0	0.208	3.80	0.180	14.4	0.366	31.1	0.000	0.124	1.330	0.173	0.000	1.503	0.00
12/16/2023	0.464	17.0	0.172	36.0	0.000	42.0	0.000	36.0	0.206	13.60	0.195	34.6	0.377	40.3	0.000	0.172	1.414	0.053	0.000	1.467	0.00
12/17/2023	0.562	17.0	0.216	21.0	0.000	42.0	0.000	36.0	0.251	13.60	0.192	34.8	0.440	31.7	0.000	0.216	1.661	0.081	0.000	1.742	0.00
12/18/2023	0.375	16.9	0.191	21.0	0.000	44.0	0.000	38.4	0.243	13.60	0.208	34.6	0.307	31.4	0.000	0.191	1.324	0.155	0.000	1.479	1.05
12/19/2023	0.416	22.2	0.227	21.0	0.000	44.0	0.000	38.4	0.169	4.00	0.184	35.2	0.337	40.2	0.000	0.227	1.333	0.168	0.000	1.501	1.28
12/20/2023	0.500	17.2	0.157	21.0	0.000	44.0	0.000	38.5	0.060	4.20	0.165	35.2	0.408	31.2	0.000	0.157	1.290	0.122	0.000	1.412	0.00
12/21/2023	0.269	17.2	0.108	21.0	0.049	19.0	0.562	25.2	0.000	14.00	0.151	35.2	0.217	31.8	0.611	0.719	1.356	0.107	0.000	1.463	0.00
12/22/2023	0.317	17.3	0.146	21.0	0.213	44.2	0.462	37.3	0.000	14.00	0.138	14.5	0.257	31.4	0.675	0.821	1.533	0.022	0.000	1.555	0.00
12/23/2023	0.373	17.6	0.123	35.0	0.181	22.3	0.411	24.4	0.000	14.00	0.163	34.9	0.301	32.9	0.592	0.714	1.551	0.004	0.000	1.555	0.00
12/24/2023	0.312	17.6	0.155	36.0	0.148	43.7	0.468	36.9	0.000	14.00	0.138	35.1	0.252	32.6	0.616	0.772	1.474	0.067	0.000	1.541	0.00
12/25/2023	0.327	17.4	0.130	22.0	0.155	22.2	0.370	24.2	0.000	14.30	0.151	34.8	0.266	33.5	0.525	0.655	1.399	0.024	0.000	1.423	0.03
12/26/2023	0.361	17.4	0.097	21.0	0.245	43.7	0.414	24.3	0.000	14.30	0.155	13.9	0.292	32.0	0.659	0.756	1.564	0.017	0.000	1.581	0.00
12/27/2023	0.363	17.4	0.126	21.0	0.163	21.8	0.441	24.3	0.000	14.30	0.165	13.8	0.295	32.2	0.604	0.731	1.554	0.008	0.000	1.562	0.02
12/28/2023	0.172	17.4	0.180	22.0	0.196	43.6	0.547	36.7	0.187	6.40	0.161	34.9	0.262	32.0	0.743	0.923	1.704	0.023	0.000	1.727	0.70
12/29/2023	0.000	22.8	0.136	22.0	0.181	21.7	0.499	23.3	0.128	6.40	0.196	35.2	0.334	32.4	0.680	0.816	1.474	0.000	0.000	1.474	0.95
12/30/2023	0.000	23.3	0.163	21.0	0.158	21.1	0.433	23.4	0.204	14.40	0.168	34.9	0.336	32.3	0.591	0.754	1.462	0.023	0.000	1.485	0.02
12/31/2023	0.000	23.5	0.212	21.0	0.240	21.7	0.585	23.7	0.125	6.50	0.214	13.5	0.369	31.7	0.825	1.037	1.745	0.023	0.000	1.768	0.00
Average	0.336	18.3	0.150	22.3	0.120	31.8	0.200	32.4	0.140	10.22	0.167	26.4	0.309	33.2	0.321	0.471	1.424	0.072	0.000	1.495	0.260
Minimum	0.000	16.3	0.006	20.0	0.000	14.1	0.000	22.6	0.000	3.57	0.102	13.5	0.212	30.6	0.000	0.124	1.168	0.000	0.000	1.180	0.000
Maximum	0.562	23.5	0.337	36.0	0.245	44.2	0.585	38.5	0.256	14.40	0.214	35.2	0.440	40.3	0.825	1.037	1.745	0.175	0.000	1.768	3.130
Total	10.412		4.654		3.735		6.201		4.348		5.191		9.589		9.936	14.590	44.130	2.225	0.000	46.355	8.060

Notes:

MGD = Million Gallons Per Day

WL = Water (in feet) above the airline or pressure transducer (set approximately 4 ft above the pump suction for each well).

SFR = stream flow restrictions (Wells 5 and 6 not operating).

NR = No Reading Available

(1) A condition of the Well 3A diversion permit limits the combined maximum withdrawal from Wells 2A, 3A, and 3B to 1.857 mgd.

(2) Another condition of the Well 3A permit restricts the combined maximum withdrawal from Wells 3A and 3B to 0.864 mgd during "low" stream flow.

If Well 3A is not pumped, Well 3B alone can be pumped at 0.993 mgd during "low" stream flow.

(3) Totals represent well production plus water from New London. Does not include water to New London.

% Recvd. of Total Monthly Demand	4.80	Total Monthly Demand
% of Total Sent to NL (Wells)	0.00	0.000
Running Total (water received 2023)	13.530	
Goal	14.850	
% of Goal	91.11	
Running Total (water sent to NL 2023)	25.136	
Goal	25.074	
% of Goal	100.25	

Sewer Department Monthly Report

January 23 2024

Data For the Month of: December 2023

Monthly Running Avg: 1,025,704 GPD
 Daily Avg: 1,057,605 GPD
 Daily Max: 1,217,225 GPD
 Daily Min: 859,042 GPD

Daily Average as a Percent of Monthly Running Average: 103.11%

State CT Flows:

	DOC	Camp Nett	Rocky Neck	POW	Pine Grove	Total
Actual GPD AVG.	125,935	6,645	0	15,402	40,000	187,982
Design GPD AVG.	250,000	58,400	24,600	105,000	40,000	478,000
% of Design GPD	50.4%	11.38%	0	14.67%	100.00%	39.33%
% of East Lyme Average Daily Flow	11.91%	0.63%	0.00%	1.46%	3.78%	17.77%
% of East Lyme 1.5 MGD Allotment	8.40%	0.44%	0.00%	1.03%	2.67%	12.53%

EAST LYME SEWER FLOWS - HISTORY

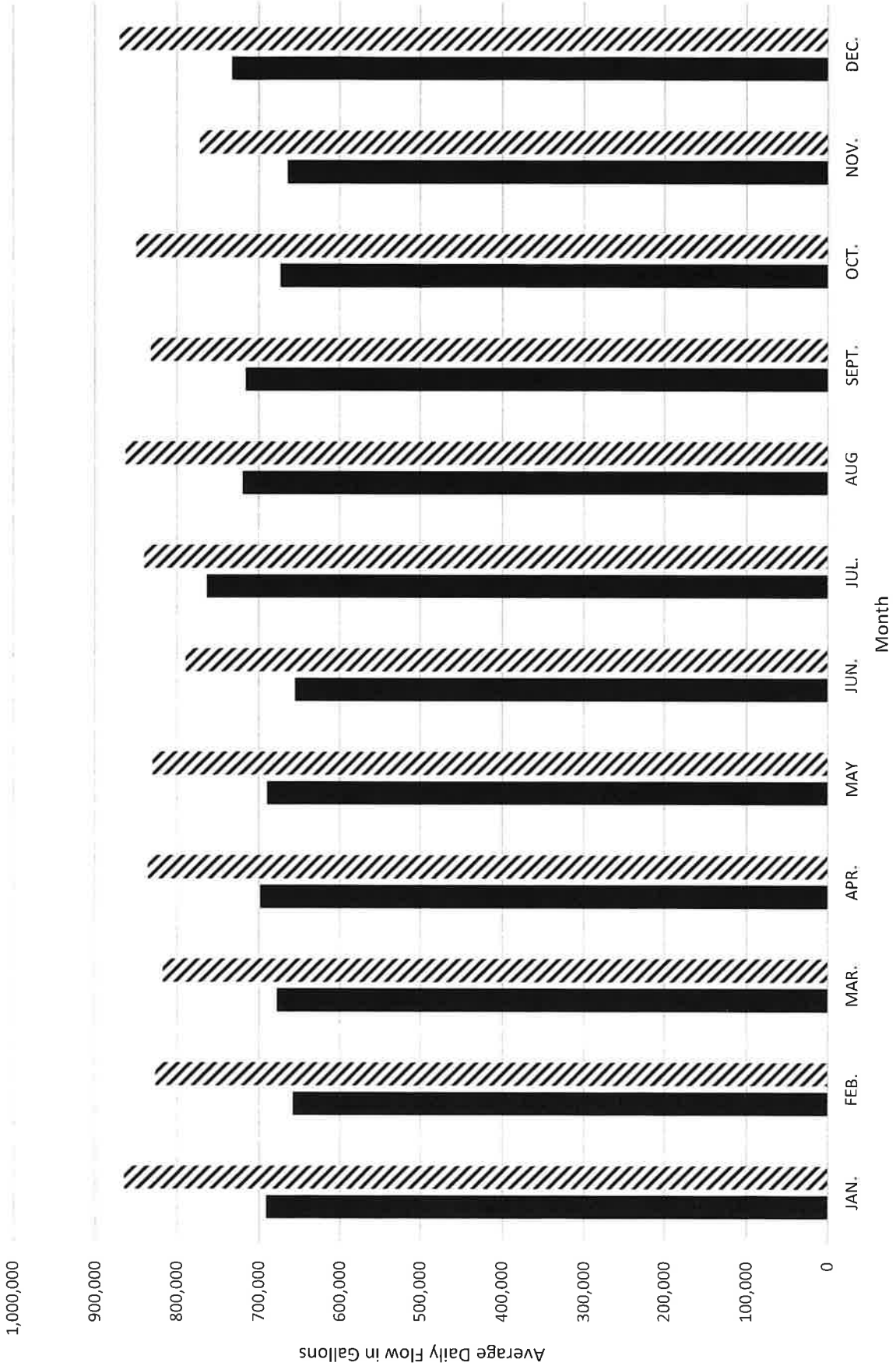
	2014	2015	2016	2017	2018	2019	2020	2021	2022	2023	% +/- Prev. Yr.	Precip. 2023 (in.)
JAN.	1,011,343	787,646	747,284	784,837	781,519	1,090,311	849,497	938,302	942,646	1,029,157	9.18%	6.99
FEB.	994,771	832,681	809,701	765,648	865,263	842,611	859,175	911,422	988,646	997,413	0.89%	1.30
MAR.	1,026,812	1,017,280	790,851	777,452	927,771	893,805	832,803	886,441	948,873	984,116	3.71%	3.55
APR.	1,126,058	938,861	796,611	897,161	778,780	918,456	885,983	962,591	965,456	1,015,438	5.18%	4.95
MAY	1,145,107	913,816	777,446	872,268	746,049	947,042	900,485	951,501	922,857	1,061,763	15.05%	4.69
JUN.	1,007,792	880,190	815,281	849,504	906,535	875,000	882,463	976,981	989,299	984,241	-0.51%	1.62
JUL.	1,038,583	1,048,427	879,952	883,851	1,026,307	977,552	853,930	1,047,771	995,433	1,086,674	9.17%	10.11
AUG.	999,147	977,543	868,636	873,017	905,718	932,181	911,419	978,158	1,000,871	1,063,381	6.25%	4.90
SEPT.	837,706	878,563	762,544	769,493	875,918	833,237	823,590	1,051,008	921,227	1,020,678	10.80%	9.46
OCT.	852,281	861,521	738,247	752,273	903,915	806,576	812,506	917,384	905,482	1,053,620	16.36%	3.50
NOV.	787,769	803,842	709,481	732,848	871,111	815,129	786,482	937,414	864,223	954,365	10.43%	1.64
DEC.	835,260	788,121	728,649	728,437	894,050	927,335	896,694	895,121	950,524	1,057,605	11.27%	8.06
RUNNING AVERAGE	971,886	894,041	785,390	807,232	873,578	904,936	857,919	954,508	949,628	1,025,704	8.15%	5.06
											Precip. Total	60.77

EAST LYME SEWER FLOWS - HISTORY

	2014	2015	2016	2017	2018	2019	2020	2021	2022	AVG. Prev. Years		% +/-	AVG. Prev. Years	Precip. 2023 (in.)
JAN.	1,011,343	787,646	747,284	784,837	781,519	1,090,311	849,497	938,302	942,646	881,487	1,029,157	16.8%	881,487	6.99
FEB.	994,771	832,681	809,701	765,648	865,263	842,611	859,175	911,422	988,646	874,435	997,413	14.1%	874,435	1.30
MAR.	1,026,812	1,017,280	790,851	777,452	927,771	893,805	832,803	886,441	948,873	900,232	984,116	9.3%	900,232	3.55
APR.	1,126,058	938,861	796,611	897,161	778,780	918,456	885,983	962,591	965,456	918,884	1,015,438	10.5%	918,884	4.95
MAY	1,145,107	913,816	777,446	872,268	746,049	947,042	900,485	951,501	922,857	908,508	1,061,763	16.9%	908,508	4.69
JUN.	1,007,792	880,190	815,281	849,504	906,535	875,000	882,463	976,981	989,299	909,227	984,241	8.3%	909,227	1.62
JUL.	1,038,583	1,048,427	879,952	883,851	1,026,307	977,552	853,930	1,047,771	995,433	972,423	1,086,674	11.7%	972,423	10.11
AUG.	999,147	977,543	868,636	873,017	905,718	932,181	911,419	978,158	1,000,871	938,521	1,063,381	13.3%	938,521	4.90
SEPT.	837,706	878,563	762,544	769,493	875,918	833,237	823,590	1,051,008	921,227	861,476	1,020,678	18.5%	861,476	9.46
OCT.	852,281	861,521	738,247	752,273	903,915	806,576	812,506	917,384	905,482	838,909	1,053,620	25.6%	838,909	3.50
NOV.	787,769	803,842	709,481	732,848	871,111	815,129	786,482	937,414	864,223	812,033	954,365	17.5%	812,033	1.64
DEC.	835,260	788,121	728,649	728,437	894,050	927,335	896,694	895,121	950,524	849,355	1,057,605	24.5%	849,355	8.06
AVG.	971,886	894,041	785,390	807,232	873,578	904,936	857,919	954,508	949,628	888,791	1,025,704	15.6%	888,791	5.06

Precip. Total 60.77

East Lyme Sewer Average Daily Flow Last Year vs 5 Year Average



■ 5 Year Trailing Average Flow ▨ 2022-2023 Average Flow

East Lyme Sewer Department

Monthly Average Day Wastewater Flows (MGD)

January 23 2024

Sewer Flows for the Month of December

Year	Month	Total Daily Combined Flows from East Lyme and State				State Average Daily Flows by Facility					State Allocation (0.478 MGD)			East Lyme Allocation (1.022 MGD)		
		Niantic Sewer Pump Station Flows		DOC	Camp Nett	Rocky Neck	POW	Pine Grove	Daily Usage	Capacity Remaining	Percent Capacity Remaining	Daily Usage	Capacity Remaining	Percent Capacity Remaining		
2023		Average	1.029	1.237	0.893	0.113	0.002	0.000	0.009	0.040	0.164	0.314	66%	0.865	0.157	15%
	January	Max	1.097	1.054	0.885	0.102	0.010	0.000	0.018	0.040	0.170	0.308	64%	0.827	0.195	19%
	February	Min	0.984	1.088	0.845	0.108	0.009	0.000	0.009	0.040	0.166	0.312	65%	0.818	0.204	20%
	March		1.015	1.107	0.866	0.122	0.008	0.000	0.009	0.040	0.179	0.299	63%	0.836	0.186	18%
	April		1.061	1.153	0.948	0.165	0.009	0.000	0.017	0.040	0.231	0.247	52%	0.830	0.192	19%
	May		0.984	1.001	0.910	0.105	0.015	0.000	0.035	0.040	0.195	0.283	59%	0.789	0.233	23%
	June		1.086	1.413	0.950	0.144	0.006	0.000	0.056	0.040	0.246	0.232	49%	0.840	0.182	18%
	July		1.063	1.245	0.945	0.124	0.008	0.000	0.028	0.040	0.200	0.278	58%	0.863	0.159	16%
	August		1.021	1.169	0.898	0.115	0.011	0.000	0.023	0.040	0.189	0.289	61%	0.832	0.190	19%
	September		1.054	1.293	0.891	0.134	0.011	0.000	0.019	0.040	0.204	0.274	57%	0.850	0.172	17%
	October		0.954	1.018	0.866	0.127	0.007	0.000	0.009	0.040	0.183	0.295	62%	0.772	0.250	24%
	November		1.058	1.217	0.859	0.126	0.007	0.000	0.015	0.040	0.188	0.290	61%	0.870	0.152	15%
December																
Annual Avg. (Jan - Dec)			1.026	1.166	0.896	0.124	0.009	0.000	0.021	0.040	0.193	0.285	60%	0.833	0.189	19%
All figures reported in Million Gallons Daily (MGD)											Annual Average (6 years)		0.730	0.292	29%	