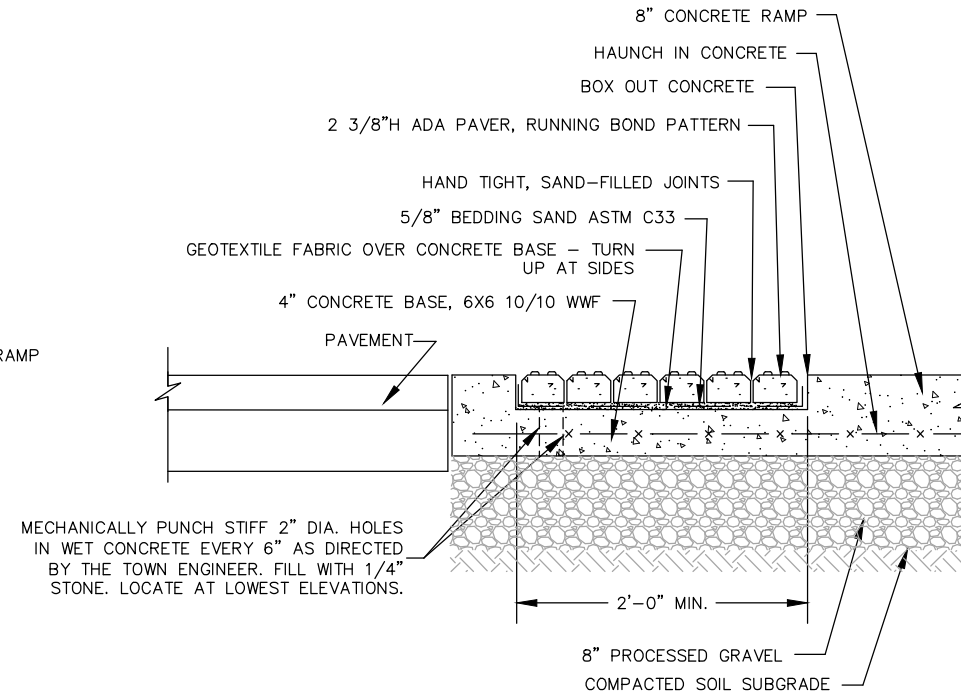


CONCRETE HANDICAP RAMP

* HANDICAP RAMP SHALL CONFORM TO DETAIL ON CURRENT CTDOT CONCRETE SIDEWALK RAMP(S) GUIDE SHEETS

NOTE:

1. FINISH: BROOM FINISH PERPENDICULAR TO TRAFFIC AND WITH PICTURE FRAME EDGES.
2. PROVIDE $\frac{3}{8}$ " PREFORMED BITUMINOUS. EXPANSION JOINT.
3. INSTALL ADA TRUNCATED DOME DETECTABLE (TACTILE) WARNING PAVERS FULL WIDTH OF RAMP (SEE INSTALLATION DETAIL THIS SHEET)

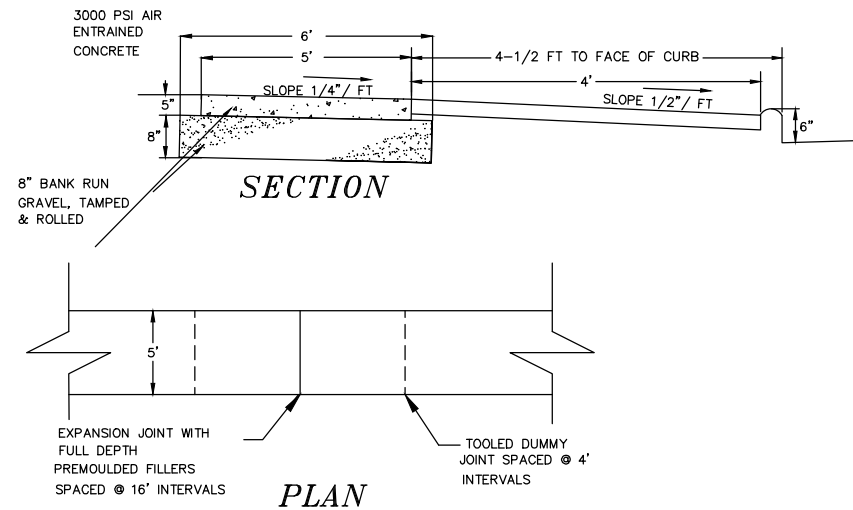


ADA DETECTABLE (TACTILE) WARNING PAVER INSTALLATION AT HC RAMP

NOTE:

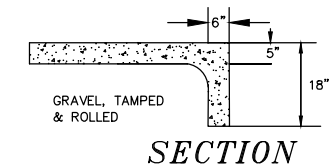
1. CONTRACTOR TO PROVIDE "RED" COLOR ONLY FOR ADA PAVERS. PAVERS ARE SUPPLIED BY: CONSTRUCTION MATERIALS INC., WESTBROOK CONCRETE BLOCK, HAYNES MATERIALS, OR A LOCAL BLOCK SUPPLIER.

- NOTES:
1. FINISH: BROOM FINISH WITH PICTURE FRAME EDGES.
 2. USE 3,000 PSI, 5% AIR ENTRAINED CONCRETE.

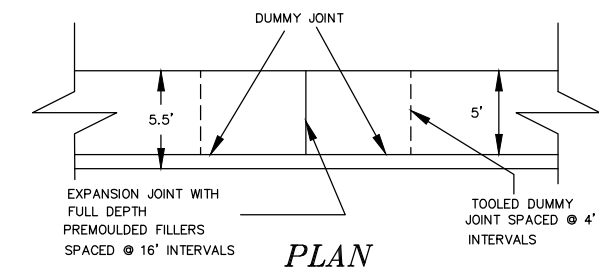


SIDE WALK DETAIL

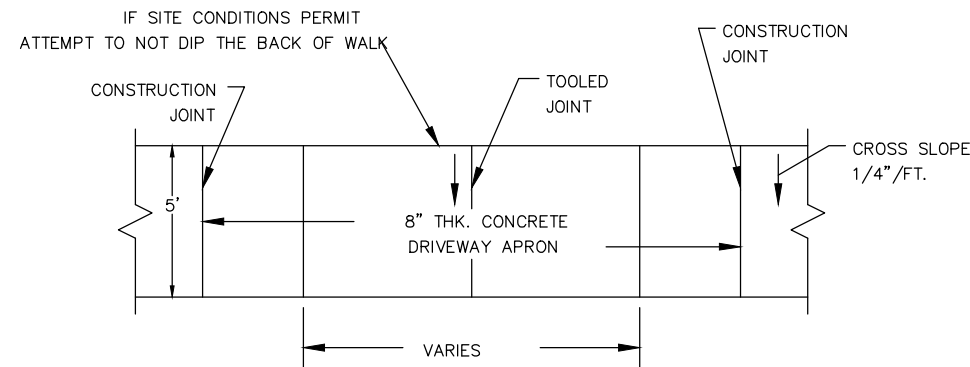
- NOTES:
1. FINISH: BROOM FINISH WITH PICTURE FRAME EDGES.
 2. USE 3,000 PSI, 5% AIR ENTRAINED CONCRETE.



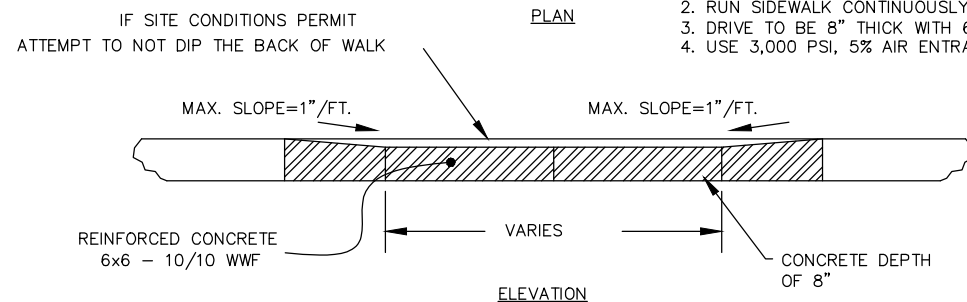
SECTION



MONOLITHIC CURB SIDE WALK DETAIL



- NOTES:
1. FINISH: BROOM FINISH WITH PICTURE FRAME EDGES.
 2. RUN SIDEWALK CONTINUOUSLY THROUGH DRIVEWAY.
 3. DRIVE TO BE 8" THICK WITH 6X6 - 10/10 WWF.
 4. USE 3,000 PSI, 5% AIR ENTRAINED CONCRETE.



SIDEWALK THROUGH DRIVEWAY

SIDEWALK DETAILS FOR CONTRACTORS